



VBS SONGBOOK

First Presbyterian Church
**CHILDREN'S
Ministry**
"rooted and built up in Him"
- Colossians 2:7

[A Ya Wiki Wiki](#)
[A-B-C-D-E-F-G](#)
[Above All Powers](#)
[Adam, Adam](#)
[All For Jesus](#)
[All We Like Sheep](#)
[Alleluia](#)
[Amazing Grace! How Sweet the Sound](#)
[Arky, Arky](#)
[As the Deer](#)
[Awesome God](#)
B
[Beautiful](#)
[Before the throne of God above](#)
[Behold, What Manner of Love](#)
[Beneath the Cross](#)
[The B-I-B-L-E](#)
[The Bible is the Best Book](#)
[Books of the New Testament](#)
[Books of the Old Testament](#)
[The Butterfly Song](#)
C
[Change my heart](#)
[Come Bless the Lord](#)
[Come let us worship](#)
[Come Now Almighty King](#)
[Come Ye Sinners](#)
D
[Dare to Be a Daniel](#)
[Dear Father, Bless Each Little Child](#)
[Deep and Wide](#)
[Do Lord](#)
[The Donut Song](#)
[Doxology](#)
[Drop the Pennies/Happy Birthday](#)
E
[El-Shaddai](#)
F
[Father Abraham](#)
[Father I Adore You](#)
[Father, We Will Quiet Be](#)
[Fingers, Nose and Toes](#)
[Fishers of Men](#)
[Freely, Freely](#)
[From Depths of Woe \(Psalm 130\)](#)
[From the Rising of the Sun](#)
G
[Give Me Joy in My Heart](#)
[Give Me oil in My Lamp](#)
[Give Thanks](#)
[Glorify Thy Name](#)
[Go Tell It on the Mountain](#)
[God is So Good](#)
[God Made Me](#)
[God Spoke](#)
[Goodbye Song](#)
[The Gospel Song](#)
[Great is the Lord](#)
H
[Ha La La La](#)
[Hallelujah!](#)
[Happy All the Time](#)
[Happy Birthday Tune](#)
[He Gave Me Beauty For Ashes](#)
[He Is Exalted](#)
[He Is Lord](#)
[Head and Shoulders](#)
[Heaven is a Wonderful Place](#)
[The Heavenly Father Cares For Me](#)
[He is everything to me](#)

[He's Got the Whole World in His Hands](#)
[His Banner Over Me is Love](#)
[His Name is Wonderful](#)
[Ho, Ho, Ho, Hosanna](#)
[Holy Bible, Book Divine](#)
[Holy is Your Name on High](#)
[Holy, Holy, Holy](#)
[The Horse and Rider](#)
[Hosanna](#)
[How Majestic is Your Name](#)
I
[I Am a "C"](#)
[I Am a Promise](#)
[I Could Sing of YOUR Love Forever](#)
[I Have Decided to Follow Jesus](#)
[I Have the Joy/Down in My Heart](#)
[I Heard the Voice of Jesus Say](#)
[I Love You, Lord](#)
[Into My Heart](#)
[I Will Call Upon the Lord](#)
[If You're Happy](#)
[I'm in the Lord's Army](#)
[In Christ Alone](#)
[In His Time](#)
[Isaiah 43](#)
[Isn't He Wonderful](#)
[I've Got Peace Like a River](#)
[I Will Sing of the Mercies of the Lord Forever](#)
J
[Jacob's Ladder](#)
[Jesus in the Morning](#)
[Jesus Loves Even Me](#)
[Jesus Loves Me](#)
[Jesus Loves the Little Children](#)
[Jesus Loves the Little Ones](#)
[Jesus, I My Cross Have Taken](#)
[Jesus, Name Above All Names](#)
[Jesus! What a Friend for Sinners!](#)
[Joshua](#)
K
[Kids Telling Kids](#)
[King of Kings](#)
L
[Lift High the Cross](#)
[Little David, Play on Your Harp](#)
[Little Lamb](#)
[Lord, Be Gloried](#)
[Lord, I Lift Your Name on High](#)
[Lord, Listen To Your Children Praying](#)
[Lord, I Want to Be a Christian](#)
M
[Make Me a Servant](#)
[Marvelous Grace](#)
[May the Mind of Christ My Savior](#)
[Mighty Is Our God](#)
[More Precious Than Silver](#)
[More and More Like Jesus](#)
[Moses, Moses](#)
[My God is So Big](#)
N
O
[O Be Careful Little Eyes](#)
[O Church, Arise](#)
[O For a Closer Walk with God](#)
[O How He Loves You and Me!](#)
[O How I Love Jesus](#)
[O Love That Will Not Let Me Go](#)
[O-B-E-Y](#)
[Oh, You Can't Get to Heaven](#)
[Only a Boy Named David](#)
[Onward, Christian Soldiers](#)
[Open Our Eyes](#)

P
[Peter, James, and John in a Sailboat](#)
[Philippians 4:13](#)
[The Power of the Cross](#)
[Pow-Wow-Wowerful God](#)
[Praise Him, Praise Him](#)
[Praise the Name of Jesus](#)
[Psalm 23](#)
[Psalm 100](#)
Q
R
[Read Your Bible, Pray Everyday](#)
[Rock of Ages, Cleft for Me](#)
S
[Savior, Like a Shepherd Lead Us](#)
[See, What a Morning](#)
[Seek Ye First the Kingdom of God](#)
[Shout to the Lord](#)
[Shout to the North](#)
[Sometimes by Step](#)
[Speak, O Lord](#)
[Sing Hallelujah \(To the Lord\)](#)
[Stand Up Boys and Girls](#)
[Standin' in the Need of Prayer](#)
[Sweet Adoration](#)
[Swing Low, Sweet Chariot](#)
T
[Tell the World](#)
[The Name of the Lord](#)
[The Steadfast Love of the Lord](#)
[The Ten Commandments Song](#)
[Thank You, Lord](#)
[There is a Redeemer](#)
[There Were Twelve Disciples](#)
[This is My Commandment](#)
[This Is My Father's World](#)
[This is the Day](#)
[This Little Light of Mine](#)
[Thy Loving Kindness](#)
[Thy Word](#)
[The Trees of the Field](#)
[Trust and Obey](#)
[Turn Your Eyes upon Jesus](#)
[Two Little Fishes and 5 Loaves of Bread](#)
U
V
W
[Walk with Jesus](#)
[We Welcome You](#)
[We Will Glorify](#)
[What a Friend We Have in Jesus](#)
[What a Mighty God We Serve](#)
[When I Am Afraid](#)
[When to Church I Go](#)
[Whisper a Prayer](#)
[Who Did Swallow Jonah?](#)
[Who Is on the Lord's Side?](#)
[Who Started Everything?](#)
[The Wise Man and the Foolish Man](#)
[Wonder Song \(O Who Can Make a Flower?\)](#)
X
Y
[You Are Holy/Prince of Peace](#)
[You Are My All in All](#)
[You Are My Hiding Place](#)
[Your Life Will Change](#)
[Your Word is Like a Garden, Lord](#)
[You're Worthy of My Praise](#)
Z
[Zacchaeus](#)

A

A ya wiki
Wiki Wiki

VBS 2008 - Day 3



23 Swing 16ths feel ♩ = 84

Bbm N.C. Bbm N.C. Bb F Eb

4 mp

A - ya - wi - ki, B - ya - wi - ki, C - ya - wi - ki, are the keys.

Bb F Eb Bb F Eb

6

— ya need for seek - ing Chris - ti - an - i - ty, If you wan -

Bb F Eb

7

na re - ceive a gift that's to - tal - ly free, If you wan -

Bb F Eb

Words and music by Jeff Slaughter. Arr. by Barny Robertson. Copyright © 2007 Van Ness Press, Inc. (ASCAP)
(admin. by LifeWay Worship Music Group). All rights reserved.

A-B-C-D-E-F-G

Words and Music by
HUBERT MITCHELL
G⁹ G

N.C. C⁷ F F

A - B - C - D - E - F -

C C⁷ G^m F_F F_{sus} F F

G, Je - sus died for you and me. H - I - J - K -

A^m C G E^m G C B^{b2} C⁷ F

L - M - N, Je - sus died for sin - ful men. A - men! O - P - Q - R -

G⁹ G C C⁷ G^m F_F F_{sus} F F

S - T - U, I be - lieve God's Word is true. U - V -

E A B^b G^{m7} E C⁷ F B^b E C⁷ F

dou-ble U, God has prom-ised you X - Y - Z, a home e-ter-nal-ly.

Above All Powers

CCLI SONG # 2672885

$\frac{G}{B}$
 $\frac{D}{C}$
C
Dsus
D
G
 $\frac{G}{B}$

A - bove all — pow - ers, a - bove all — kings, a - bove all —

$\frac{D}{C}$
C
Dsus
D
G
 $\frac{D}{F\#}$
Em

na - ture and all — cre - at - ed things; — A - bove all wis - dom — and all —

$\frac{G}{D}$
C
 $\frac{G}{B}$
Am7
 $\frac{C}{G}$

— the ways — of man, — You were here — be - fore — the world — be - gan. —

$\frac{D}{F\#}$
G
 $\frac{G}{B}$
 $\frac{D}{C}$
C
Dsus
D
G
 $\frac{G}{B}$
--

— A - bove all — king - doms, a - bove all — thrones, a - bove all —

$\frac{D}{C}$
C
Dsus
D
G
 $\frac{D}{F\#}$
Em

won - ders the world — has ev - er known; — A - bove all wealth and treas -

$\frac{G}{D}$
C
 $\frac{G}{B}$
Am7
 $\frac{C}{G}$

ures of — the earth, — there's no way — to meas - ure what — You're worth. —

$\frac{B7sus}{F\#}$
B7
G
Am7
 $\frac{D}{F\#}$
G

— Cru - ci - fied, — laid be - hind — the stone; — You lived to die, —

Am7
 $\frac{D}{F\#}$
G
 $\frac{D}{F\#}$
Em
 $\frac{Gmaj7}{D}$
C

— re - ject - ed and — a - lone; — like a rose, — tramp - led on — the ground —

$\frac{G}{B}$
Am7
 $\frac{G}{B}$
C
D7sus
D7
G

— You took — the fall — and thought of me — a - bove — all. —

Adam, Adam

Rhett Parrish, Jodi Hanna,
and Ed Kee

Arr. Ed Kee

C Em7 F $\frac{C}{G}$ D7 $\frac{D}{F\#}$ G 3 C F G

All:

1. A - dam, A - dam, won't you tell us
2. No - ah, No - ah, won't you tell us
3. Mo - ses, Mo - ses, won't you tell us

C F G *Solo:* C Em7 F C

How did you like par - a - dise? "God pro - vid - ed all I need - ed.
How'd you ev - er build that boat? "God pro - vid - ed all I need - ed.
How'd you ev - er part the seas? "God pro - vid - ed all I need - ed.

Am Dm7 G7 C 1, 2 $\frac{D7}{F\#}$ $\frac{C}{G}$ Dm7 G7 C

While it last - ed it was nice!"
Through the storm I stayed a - float."
With his help it was a breeze."

3 Ab7 $\frac{C}{G}$ Dm7 G7 Ab7 9 *All:* Db Gb $\frac{Db}{F}$ $\frac{Ab}{Eb}$

4. Da - vid, Da - vid, won't you tell us
5. Shad - rach, Shad - rach, won't you tell us

Db Gb $\frac{Db}{F}$ $\frac{Ab}{Eb}$ Solo: Db Fm7 Gb $\frac{Db}{Ab}$

how'd you kill that Phil - is - tine? "God pro - vid - ed all I need - ed
 how did you es - cape those flames?" God pro - vid - ed all I need - ed.

A7 $\frac{Db}{Ab}$ Ebm7 Ab7 Db 1 A7 $\frac{Db}{Ab}$ Ebm7 Ab7 Db

with five peb - bles and a sling."
 All I did was call His name."

2 A7 $\frac{Db}{Ab}$ Ebm7 Ab7 A7 15 D Em7 sus $\frac{D}{F\#}$ Em7 sus

All:
 6. Dan - iel, Dan - iel, won't you tell us
 7. Jo - nah, Jo - nah, won't you tell us

D Em7 sus $\frac{D}{F\#}$ G A Solo: Bm A G $\frac{D}{F\#}$ D

how'd you face that li - on's den? "God pro - vid - ed all I need - ed.
 how'd you live in - side that whale? "God pro - vid - ed all I need - ed,

$\frac{E7}{B}$ $\frac{D}{A}$ Em7 A7 D ¹ $\frac{E7}{B}$ $\frac{D}{A}$ Em7 A7 D

Soon those cats be - came my friends."
 let me live to tell the tale."

2 N.C. A sus A **21** All: D Em7 sus $\frac{D}{F\#}$ Em7 sus

Chris - tian, Chris - tian, let us tell you

D Em7 sus $\frac{D}{F\#}$ G A Bm A G $\frac{D}{F\#}$ D

how to fin - ish an - y task. God's pro - vid - ed all you need, so

$\frac{E7}{B}$ $\frac{D}{A}$ Em7 A7 D Em7 A7 D ^

all you have to do is ask.

All For Jesus

Mary D. James

John Stainer

Hymnlike

C G/B Am G F C Dm G⁷ C G Am Em F F/G G⁷ F

The piano introduction consists of two staves in 4/4 time. The right hand plays a series of chords: C, G/B, Am, G, F, C, Dm, G7, C, G, Am, Em, F, F/G, G7, F. The left hand plays a simple bass line with chords: C, G/B, Am, G, F, C, Dm, G7, C, G, Am, Em, F, F/G, G7, F.

C C G/C F/C C F C Dm⁷ G C G/B Am Em/G

All for Je - sus! All for Je - sus! All my be - ing's
 Let my hands per - form His bid - ding; Let my feet run
 Since mine eyes were fixed on Je - sus, I've lost sight of

The first system of the song features a vocal line and piano accompaniment. The right hand has a melody with lyrics, and the left hand provides harmonic support. Chords are indicated above the staff: C, C, G/C, F/C, C, F, C, Dm7, G, C, G/B, Am, Em/G.

Dm/F Am G G⁷/F A⁷ Dm Dm⁷/C G⁷/B F/A Gsus⁴ G#^{o7} Am C⁷/B^b Am⁷ Dm/F

ran - sored powers; All my thoughts and words and do - ings, All my days and
 in His ways; Let mine eyes see Je - sus on - ly; Let my lips speak
 all be - side So en - chained my spir - it's vi - sion, Look - ing at the

The second system continues the vocal and piano accompaniment. The right hand has a melody with lyrics, and the left hand provides harmonic support. Chords are indicated above the staff: Dm/F, Am, G, G7/F, A7, Dm, Dm7/C, G7/B, F/A, Gsus4, G#o7, Am, C7/Bb, Am7, Dm/F.

C/G G⁷ C 1.2. C Dm/C C 3. F C

all my hours.
 forth His praise.
 Cru - ci - fied.

A - men.

The final system concludes the song. The right hand has a melody with lyrics, and the left hand provides harmonic support. Chords are indicated above the staff: C/G, G7, C, C, Dm/C, C, F, C. The lyrics end with 'A - men.'

All We Like Sheep

(Isa. 53:6; John 10:11; 14:15; 1 Pet. 2:21)

KATHIE HILL

K. H.

B \flat Eb/B \flat B \flat Eb^{add9}/B \flat B \flat B \flat D

1. Each lamb is pre - cious to
2. God proved His love for us

Cm F7 Gm7 C7 F^{sus} F7

Je - sus, our Shep-herd; We can't wan-der out of His love.
when He sent Je - sus To show us the way we should live.

B \flat Gm7 C F Gm C7

He gives His life for the least of His chil - dren, But ev - 'ry - one needs Him be -
We prove our love for Him when we o - bey Him, And keep the com-mand-ments He

F^{sus} F7 B \flat Eb F7 B \flat B \flat F/A

cause gives. All we like sheep have gone a - stray.

Gm Cm Cm7 Cm Dm Eb F Gm7 F/A Bb Eb

All we like sheep have wan-dered a - way. All we like sheep must

D sus D D7 F# Gm F Eb Bb/D Cm7 F7

learn to o - bey, And fol-low Him, fol-low Him, fol-low Him each

Bb Bb Eb/Bb Bb Ebadd9/Bb Bb Eb/Bb

day.

Bb Ebadd9/Bb D.S. 2 Eb Bb/D

fol-low Him, fol-low Him,

Cm7 F7sus F7 Bb Eb/Bb rit. Eb/Bb Eb

fol-low Him each day.

ALLELUIA

Words and Music—Traditional

The musical score consists of two systems. Each system has a treble clef staff with a key signature of one sharp (F#) and a common time signature (C). The first system includes a bass clef staff with a common time signature. Chord symbols G, C, D, D7, and G are placed above the treble staff. The lyrics are: 1. Al - le - lu - ia, al - le - lu - ia, Al - le - lu - ia, al - le - lu - ia, 2. He's my Sav - lor, He's my Sav - lor, He's my Sav - lor, He's my Sav - lor.

Al - le - lu - ia, al - le - lu - ia, Al - le - lu - ia, al - le - lu - ia
He's my Sav - lor, He's my Sav - lor, He's my Sav - lor, Al - le - lu - ia!

3. He is worthy. . . 4. I will praise Him. . . 5. I will serve Him. . .

An unlimited number of additional stanzas are in current use, or may be devised to suit the mood of the occasion.

227 Amazing Grace! How Sweet the Sound

McINTOSH

John Newton, 1725-1807

Early American Melody
Arr. by Edwin O. Excell, 1851-1921

1. A - maz - ing grace! how sweet the sound, That saved a wretch like me! I
2. 'Twas grace that taught my heart to fear, And grace my fears re-lieved; How
3. Through man-y dan - gers, toils and snares, I have al - read - y come; 'Tis
4. When we've been there ten thou-sand years, Bright shin-ing as the sun, We've

The first system of music consists of two staves. The top staff is in treble clef with a key signature of one sharp (F#) and a 3/4 time signature. The bottom staff is in bass clef with the same key signature and time signature. The lyrics are placed between the two staves.

once was lost, but now am found, Was blind, but now I see.
pre - cious did that grace ap - pear The hour I first be - lieved!
grace hath brought me safe thus far, And grace will lead me home.
no less days to sing God's praise Than when we first be - gun. A - MEN.

The second system of music consists of two staves. The top staff is in treble clef with a key signature of one sharp (F#) and a 3/4 time signature. The bottom staff is in bass clef with the same key signature and time signature. The lyrics are placed between the two staves. A red line is drawn under the bottom staff of this system.

Arky, Arky

Traditional

C F

1. The Lord _____ told No - ah, "There's gon-na be a flood - y, flood - y."
 2. The Lord _____ told No - ah to build him an ark - y, ark - y.
 3. The an - i - mals, the an - i - mals - they came in by two - sies, two - sies.
 4. It rained _____ and poured _____ for 7 for - ty day - sies, day - sies.
 5. The sun _____ came out _____ and dried up the land - y, land - y.

C F C F

6. Lord _____ told No - ah, "There's gon-na be a flood - y, flood - y." Get those an - i - mals
 7. Lord _____ told No - ah to build him an ark - y, ark - y. Build it out _____ of
 8. An - i - mals, the an - i - mals - they came in by two - sies, two - sies - El - e - phants and
 9. Rained _____ and poured _____ for 7 for - ty day - sies, day - sies. Al - most drove those
 10. Sun _____ came out _____ and dried up the land - y, land - y. Ev - ery - thing _____ was

C FM7 G7 C

11. out of the mud - dy, mud - dy, Chil - dren of the Lord.
 12. go - pher bark - y, bark - y, Chil - dren of the Lord.
 13. kan - ga - roo - sies, roo - sies, Chil - dren of the Lord.
 14. an - imals cra - zy, cra - zy, Chil - dren of the Lord.
 15. fine _____ and dand - y, dand - y, Chil - dren of the Lord.

2, 4, 5 C F

16. Lord. So, rise _____ and shine, _____ and give God the glo - ry, glo - ry.
 17. _____

25. As the Deer

Words and Music by
MARTIN NYSTROM

C² Am⁷ F² $\frac{G}{F}$ $\frac{C}{F}$ F

$\frac{F}{G}$ $\frac{Fmaj7}{G}$ $\boxed{5}$ C $\frac{G}{B}$ Am $\frac{C}{G}$

1. As the deer pant-eth for the wa-ter, so my
2. I want You more than gold or sil-ver, on-ly

F G $\frac{G7}{B}$ C $\frac{F}{G}$ C $\frac{G}{B}$

soul long-eth af - ter Thee; You a - lone are my
You can sa - tis - fy; You a - lone are the

Am $\frac{C}{G}$ Fmaj⁷ G⁷sus G⁷ Csus C

heart's de - sire, and I long to wor - ship Thee.
real Joy - giv - er and the ap - ple of my eye.

© Copyright 1984 and this arr. © 1993 Maranatha! Music,
Admin. by The Copyright Company, Nashville, TN.
International copyright secured. All rights reserved. Used by permission.

13 Am $\frac{Am}{G}$ F $\frac{C}{E}$ F $\frac{Am^7}{E}$

You a - lone are my Strength, my Shield- To You a - lone may my

Dm Esus E C Em⁷

spir - it yield. You a - lone are my

Am $\frac{C}{G}$ Dm⁷ G⁷sus G⁷

heart's de - sire, and I long to wor - ship

1. * Csus C 2. Csus C *D.S. to bar 13* 3. Csus C

Thee. Thee. Thee.


*NOTE: The sing-along tape modulates up one half step to the key of D \flat major on verse 2.

Awesome God

51

Rich Mullins

Em




When he rolls up his sleeves, he ain't just "put-tin' on the ritz." Our
sky was star-less in the void of the night. Our

Am Bm Em




God is an awe - some God! There is thun - der in his foot - steps and light -
God is an awe - some God! He spoke in - to the dark - ness and cre -

Am Bm Em Am




- ning in his fists. Our God is an awe - some God! And the Lord he was - n't jo - kin' when he
a - ted all the light. Our God is an awe - some God! God! Judg - ment and 'wrath_ he poured_

Bm



kicked 'em out of E - den; it was - n't for no rea - son that he shed his blood. His re -
out on So - dom; mer - cy and grace_ he gave us at the cross. I

C Am Bm



turn is ve - ry soon so you bet - ter be be - lie - vin' that our God is an awe - some
hope that we have_ not_ too_ quick - ly for - got - ten that our God is an awe - some

Em C G D

Refrain

God! Our God is an awe - some God, he reigns from

Em C G Am Bm

hea - ven a - bove with wis - dom, pow'r and love, our God is an awe - some

Em C G D Em

God! Our God is an awe - some God; he reigns from hea - ven a - bove with

C G Am Bm 1. Em

wis - dom, pow'r and love, our God is an awe - some God! And when the

2. Em Am Bm Em Am Bm Em

God. Our God is an awe - some God! Our God is an awe - some God.

B

4. C G Am G F B \flat F

us. Give thanks. Give thanks.

Beautiful

8

I Corinthians 6:11

Dennis Cleveland

F C F FMaj7

Beau-ti-ful, Care-ful-ly beau-ti-ful, touch-ing me, Je-sus is my caus-ing my

B \flat B \flat m/D \flat F/C B \flat m/D \flat Dm7

beau-ti-ful, eyes to see. And Je-sus makes beau-ti-ful Je-sus makes beau-ti-ful

1. Gsus G7 Gm7/C C9 2. Gm7 Gm7/C F

things of my life. things of my life.

© Copyright 1982 and this arr. © 1986 by Maranatha! Music
All Rights Reserved. International Copyright Secured.

"Before The Throne Of God Above"


Bancroft/Laughlin



1. Be-fore the throne of God a - bove, I have one strong and per-fect
 2. When Sa-tan tempts me to des- pair, and tells me of the guilt with -
 3. Be - hold Him there! the Ris - en Lamb, my per-fect, spot - less, right - eous -



plea: a great High Priest whose name is Love, who ev - er lives and pleads for
 in, up - ward I look and see Him there, who made an end of all my
 ness, the Great Un - change - a - ble I Am, the King of Glo - ry and of



me. My name is gra - ven on His hands; My name is writ - ten on His
 sin. Be-cause the sin - less Sa - vior died, my sin - ful soul is coun- ted
 Grace. One with Him - self I can - not die, My soul is pur - chased by His



heart, I know that while in heav'n He stands, no tongue can bid me thence de -
 free; For God, the Just, is sat - is - fied, to look on Him - and par - don
 blood; my life is hid with Christ on high, with Christ my Sav - ior and my



part, no tongue can bid me thence de - part.
 me, to look at Him and par - don me.
 God, with Christ my Sav - ior and my God.

26 Behold, What Manner of Love

I John 3:1

PATRICIA VAN TINE

D G

Be - hold, what man - ner of love the Fa - ther has

D A D

giv - en un - to us. Be - hold, what man - ner of

G D A D

love the Fa - ther has giv - en un - to us,

G D A

that we should be called the sons of God,

D G D A D

that we should be called the sons of God.

Beneath the Cross (Getty)

G/A D Em D/F# G Em D/A Bm Em Em/A

1. Be - neath the cross of Je - sus I find a place to stand, and
 2. Be - neath the cross of Je - sus, His fam - 'ly is my own. Once
 3. Be - neath the cross of Je - sus, the path be - fore the crown, We

5 D Em D/F# G D/A A sus A D D/F#

won - der at such mer - cy that calls me as I am. For
 strang - ers chas - ing self - ish dreams; Now, one through grace a - lone. How
 fol - low in His foot - steps where prom - ised hope is found. How

9 G A/G F#m Bm G Em A sus A

hands that should dis - card me hold wounds which tell me come. Be -
 could I now dis - ho - nor the ones that you have loved? Be -
 great the joy be - fore us to be His per - fect bride. Be -

13 D Em D/F# G Em D/A A sus A D

neath the cross of Je - sus my un - wor - thy soul is won.
 neath the cross of Je - sus, see the chil - dren called by God.
 neath the cross of Je - sus, we will glad - ly live our lives.

The B-I-B-L-E

119

DWIGHT UPHAUS

Traditional

Chords: C, C, F

1. The B - I - B - L - E, It is God's
 2. The B - I - B - L - E, Yes, it's the
 3. The B - I - B - L - E, Its sto - ries

Chords: F, G

Word to me. I will o - bey God's
 book for me. I love to hear the
 help me see The love of Je - sus,

Chords: G, G7, C

Ho - ly Word, The B - I - B - L - E.
 sto - ries from The B - I - B - L - E.
 God's own Son; The B - I - B - L - E.

Copyright © 1980 by Lillenas Publishing Company (SESAC). All rights reserved.
 Administered by The Copyright Company, 40 Music Square East, Nashville, TN 37203.

THE BIBLE

JOHNIE B. WOOD

1. The Bi-ble is the best book, The book we hold so dear, A
2. The Bi-ble too has let - ters, That bring good news in them, The

sto - ry book, A pic - ture book, A book of songs to cheer; The
Bi - ble tells us Je - sus said, Let chil - dren come to Him; The


Bi - ble tells of Je - sus, Who's in His home a - bove, The
Bi - ble has good les - sons, On what a child should be, The

Bi - ble brings the mes - sage sweet, That God is love.
Bi - ble came from God a - bove, For you and me.

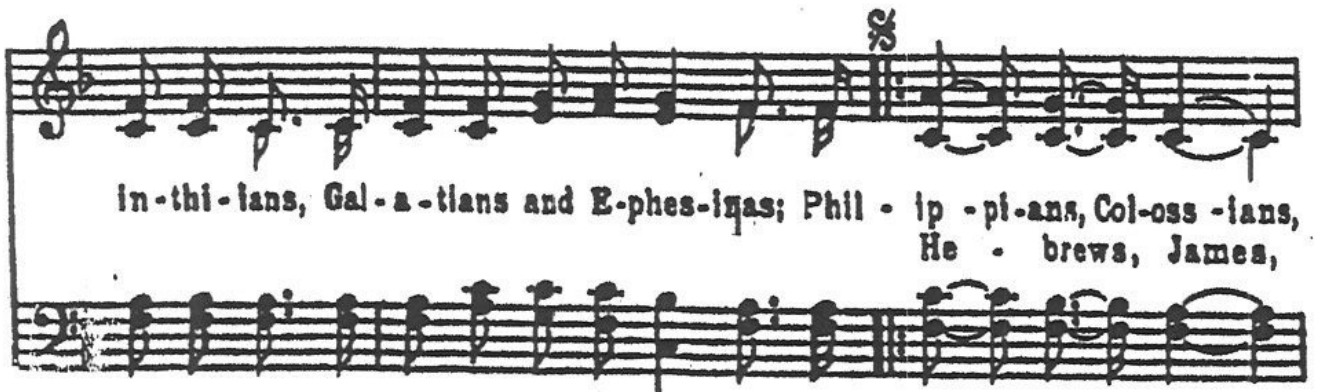
From "Service in Song for the Children" by Mrs. James W. Wood. Used by permission.

BOOKS OF THE NEW TESTAMENT

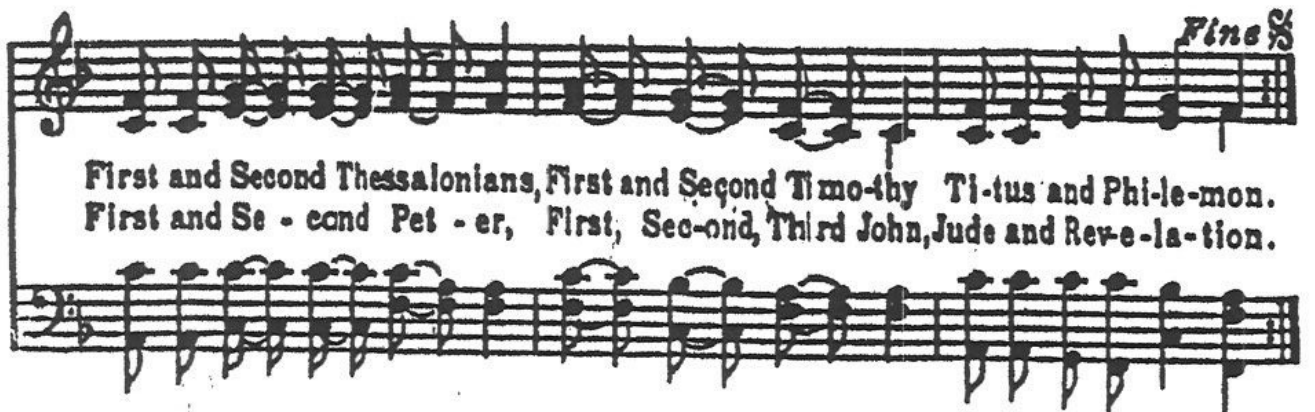
Arr. by Gordon E. Hooker



Mat - thew, Mark, Luke, John, Acts and E - pis - tle to the Romans, First and Second Cor -



In - thi - ians, Gal - a - tians and E - phes - ians; Phil - ip - pi - ans, Col - oss - ians,
He - brews, James,



First and Second Thessalonians, First and Second Timo - thy Ti - tus and Phi - le - mon.
First and Se - cond Pet - er, First, Sec - ond, Third John, Jude and Reve - la - tion.

The Books in the New Testament

Brightly ♩ = 84-104

The musical score is written in 2/4 time and consists of three systems, each with a vocal line and a bass line. The key signature is C major. The first system covers the lyrics 'Mat - thew, Mark, Luke, John, the Acts and Ro - mans,'. The second system covers 'First and Sec - ond Co - rin - thi - ans, Ga -'. The third system covers 'la - tians, E - phe - sians, Phi - lip - pians, Co - los - sians,'. Chord symbols (C, F, G) are placed above the vocal line. Fingerings (1, 2, 3, 4, 5) are indicated for both hands. The piece concludes with a final chord in the bass line.

Mat - thew, Mark, Luke, John, the Acts and Ro - mans,

First and Sec - ond Co - rin - thi - ans, Ga -

la - tians, E - phe - sians, Phi - lip - pians, Co - los - sians,



F C G7 C

First and Sec - ond Thes - sa - lo - ni - ans,

G7 C G7

Tim - o - thy, Tim - o - thy, Ti - tus, Phi - le - mon,
(fie - lee - maun)

C G D7 G7

Then to the He - brews, E - pis - tle of James,

C

Pe - ter, Pe - ter, John, John, John, Jude, Rev - e - la - tion—

F C G7 C

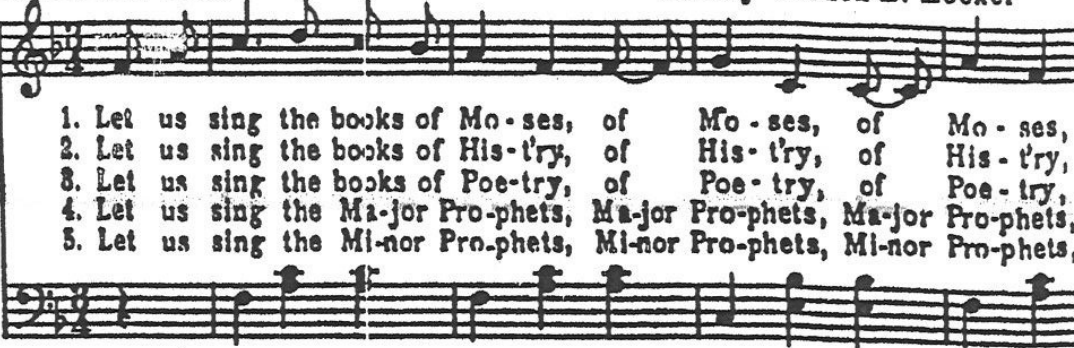
These are the books of the New Tes - ta - ment.

Words: Anon. © 1978 IRI
 Music: Scottish folk song

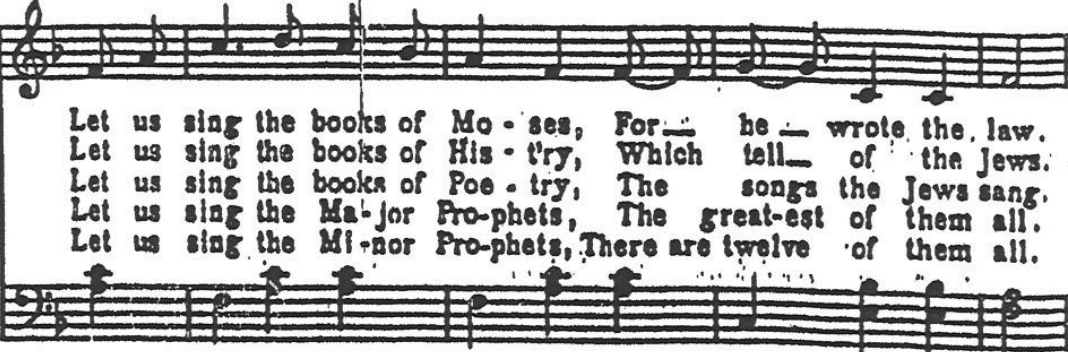
John 5:39
 Articles of Faith 1:8

Words Arr. by
Mrs. W. I. M. Tabor

Tune: "Did You Ever See A Lassic!"
Arr. by Gordon E. Hooker

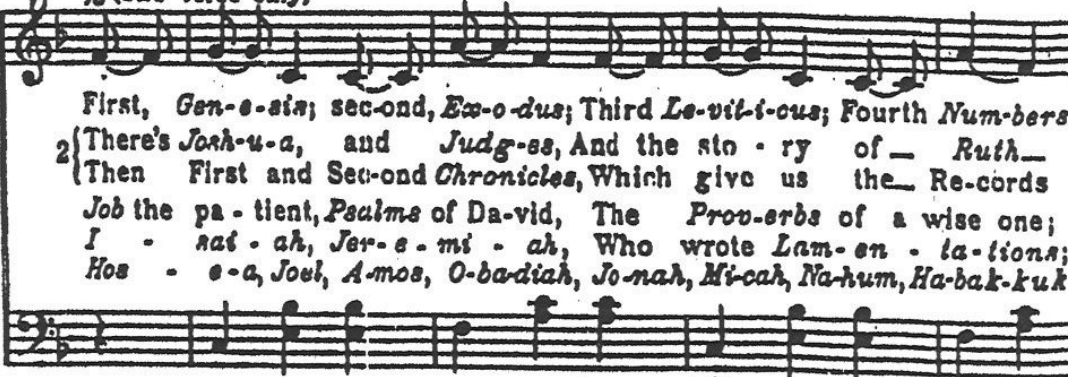


1. Let us sing the books of Mo - ses, of Mo - ses, of Mo - ses,
2. Let us sing the books of His - t'ry, of His - t'ry, of His - t'ry,
3. Let us sing the books of Poe - try, of Poe - try, of Poe - try,
4. Let us sing the Ma - jor Pro - phets, Ma - jor Pro - phets, Ma - jor Pro - phets,
5. Let us sing the Mi - nor Pro - phets, Mi - nor Pro - phets, Mi - nor Pro - phets,



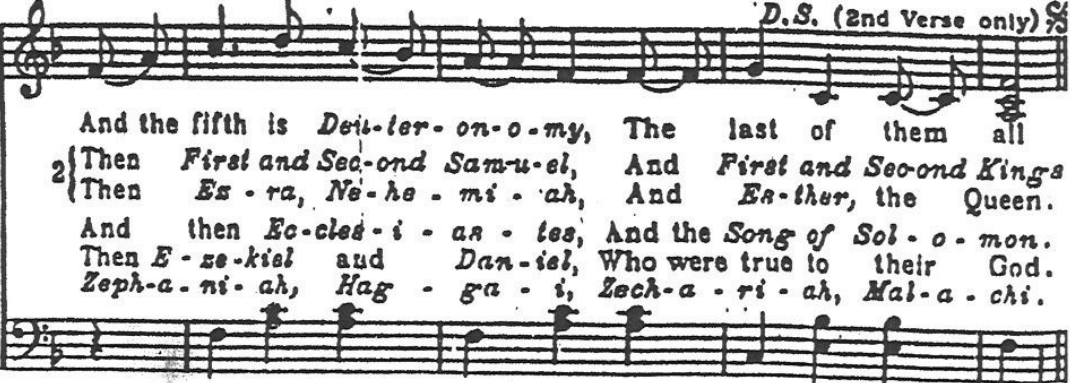
Let us sing the books of Mo - ses, For — he — wrote the law.
Let us sing the books of His - t'ry, Which tell — of the Jews.
Let us sing the books of Poe - try, The songs the Jews sang.
Let us sing the Ma - jor Pro - phets, The great - est of them all.
Let us sing the Mi - nor Pro - phets, There are twelve of them all.

♩ (2nd Verse only)



First, *Gen - e - sis*; second, *Ex - o - dus*; Third *Le - vit - i - ous*; Fourth *Num - bers*;
2) There's *Josh - u - a*, and *Judg - es*, And the sto - ry of — *Ruth* —
Then First and Sec - ond *Chro - nicles*, Which give us the Re - cords
Job the pa - tient, *Psalms* of Da - vid, The *Prov - erbs* of a wise one;
I - sai - ah, *Jer - e - mi - ah*, Who wrote *Lam - en - ta - tions*;
Hos - e - a, *Joul*, *A - mos*, *O - badiah*, *Jo - nah*, *Mi - cah*, *Na - hum*, *Ha - bak - kuk*

D.S. (2nd Verse only) ♩



And the fifth is *Dei - ter - on - o - my*, The last of them all
2) Then First and Sec - ond *Sam - u - el*, And First and Sec - ond *Kings*
Then *Es - ra*, *Ne - ho - mi - ah*, And *Es - ther*, the Queen.
And then *Ec - cles - i - as - tes*, And the *Song of Sol - o - mon*.
Then *E - ze - kiel* and *Dan - iel*, Who were true to their God.
Zeph - a - ni - ah, *Hag - ga - i*, *Ze - ch - a - ri - ah*, *Mal - a - chi*.

Books of the Old Testament Song

(To the tune of "Did You Ever See a Lassie?")

Let us sing the books of Moses, of Moses, of Moses,
Let us sing the books of Moses, for he wrote the law.
First, **Genesis**; second, **Exodus**; third, **Leviticus**; fourth, **Numbers**;
And the fifth is **Deuteronomy**, the last of them all.

Let us sing the books of history, of history, of history,
Let us sing the books of history, which tell of the Jews.
There's **Joshua**, and **Judges**, and the story of **Ruth**.
First and second **Samuel**; and two books of **Kings**;
There's two books of **Chronicles**, which give us the records;
Then **Ezra**; **Nehemiah**; and **Esther**, the Queen.

Let us sing the books of poetry, of poetry, of poetry,
Let us sing the books of poetry, the songs of the Jews.
Job the patient, **Psalms** of David, and **Proverbs** of wise men;
And then, **Ecclesiastes**, and **Solomon's Song**.

Let us sing the Major Prophets, Major Prophets, Major Prophets,
Let us sing the Major Prophets, the greatest of all.
Isaiah, **Jeremiah**, who wrote **Lamentations**;
Ezekiel and **Daniel**, who were true to their God.

Let us sing the Minor Prophets, Minor Prophets, Minor Prophets,
Let us sing the Minor Prophets, there are twelve of them all:
Hosea, **Joel**, **Amos**, **Obadiah**,
Jonah, **Micah**, **Nahum**, **Habakkuk**,
Zephaniah, **Haggai**, **Zechariah**, **Malachi**.

The Butterfly Song

If I were a butterfly
I'd thank you Lord for giving me wings
If I were a robin in a tree
I'd thank you Lord that I could sing
If I were a fish in the sea
I'd wiggle my tail and I'd giggle with glee
But I just thank you Father for making me, me

CHORUS

For you gave me a heart and you gave me a smile
You gave me Jesus and you made me your child
And I just thank you Father for making me, me

If I were an elephant
I'd thank you Lord by raising my trunk
If I were a kangaroo
You know I'd hop right up to you
If I were an octopus
I'd thank you Lord for my fine looks
But I just thank you Father for making me, me

CHORUS

If I were a wiggly worm
I'd thank you Lord that I could squirm
If I were a fuzzy, wuzzy bear
I'd thank you Lord for my fuzzy, wuzzy hair
If I were a crocodile
I'd thank you Lord for my great smile
But I just thank you Father for
making me, me

C

We are the clay, you are the potter; we are all the work of your hand. Isaiah 64:8

123 Change My Heart, O God

Slow and prayerful

Words and Music by
Eddie Espinosa

C Em⁷ Dm⁷ G C

Change my heart, O God, — make it ev - er true. —

Am Em Dm G⁷ 1. C Fine

Change my heart, O God, — may I be like You. —

2. C Esus E Am F G C

— You are the pot - ter, I am the clay; —

Esus E Am D⁷ G/D D Gsus G D. C. al Fine

mold me and make — me, this is what I — pray. —

5

Come Bless The Lord

Psalms 134:1,2

Traditional

F F/A Bb F/C C7 F Bb/F F

Come bless the

F Gm7/F F C/F F Gm7 Gm9
optional 2nd melody-2nd time only

Come bless the Lord, all ye ser-vants of the
Lord, all ye ser-vants of the Lord,

C7 Gm7 Gm9 C7 Bb/C C7

Lord, Who stand by night
Who stand by night in the house of the

Come Bless the Lord p. 2

F Am/C Gm/C F Bb/C F Gm7/C

in the house of the Lord! Lift up your
Lord! Lift up your hands

F7 Cm7/F F7 Bb Bb/A Gm7₅

hands in the ho - ly place,
in the ho - ly place, And bless the

F/C Bb/C F/C C7 1. F Bb

And bless the Lord,
Lord, and bless the Lord!

F Am/C C7 2. F Bb F

and bless the Lord!
Come bless the Lord!

211 COME, LET US WORSHIP & BOW DOWN

Psalm 95:6,7

Dave Doherty

The musical score is written in G major, 4/4 time, and consists of five systems of music. Each system includes a vocal line with lyrics and a piano accompaniment line. The lyrics are: "Come, let us wor-ship and bow down, let us kneel be-fore the Lord, our God, our Mak - er. Come, let us wor - ship and bow down, let us kneel be-fore the Lord, our God, our Mak - er. For He is our God, and we are the peo - ple of His pas - ture, and the sheep of His hand, just the sheep of His hand." The score includes various guitar chords such as D, G(2), D/A, A/G D/F#, G, Em7, Gmaj7/B, G6/B A7/C#, D, G(2), D/A, A/G D/F#, G, Em7, Em/D, Gmaj7/B G6/BA/C#, G, D/F#, Em7, D/F#, G, Gmaj7/A G6/A, G, A, D/F#, Bm7 D/A, G, A, and D. A *rit.* (ritardando) marking is present above the final system.

COME NOW ALMIGHTY KING

Lyrics by Martin Maddan (1726-1790)
Alt. lyrics by Bob Kauflin
Music by John Spiro and Bob Kauflin

VERSE

repeat 1st V phrase

$\text{♩} = 92$ D2 D2 D2

1. Come now_ Al-might-y King Help us_ Your Name to sing
 2. Come now_ in - car-nate Word Take up_ Your might-y sword

repeat 2nd V phrase

D2 D2 D2 *repeat*

We will_ de - clare Your praise
 Our hum - ble prayers at - tend

D2 D2 *repeat* A G

Right- eous in all Your ways Fa - ther, all glo - ri - ous
 Faith - ful un - til the end Come and_ Your peo - ple bless

A G A Em7

O'er all_ vic - to - ri - ous Come and_ reign o - ver us
 And give_ Your Word suc - cess Lord of_ all right - eous - ness

Em7 D2 D2 D2 D2

An - cient of Days
 On us de - scend

COME YE SINNERS

Words by Joseph Hart
Music by Darwin Jordan

Capo II

The musical score is written in treble clef with a key signature of one sharp (F#) and a common time signature (C). It consists of six staves of music. The chords are indicated above the notes: G, Em, C, D, C, D, D/F#, G, D, G, Em, C, D, C, G7, C, D, C, D, Em, A, D.

Lyrics:

1. Come Ye sin - ners poor and wretch - ed,
 2. Come ye need - y, come and wel - come;
 3. Come ye wear - y, heav - y la - den,

weak and wound - ed, sick and sore.
 God's free boun - ty glor - i - fy:
 Bruised and bro - ken by the fall.

Je - sus rea - dy and stands to save you
 True be - lief and true re - pen - tance,
 If you tarr - y till you're bet - ter,

full of pi - ty joined wih power.
 ev - ery grace that brings you nigh.
 you will nev - er come at all.

He is a - ble He is a - ble
 With - out mon - ey, with - out mon - ey;
 Not the right - eous, not the right - eous;

He is will - ing doubt no more.
 Come to Je - sus Christ and buy.
 Sin - ners Je - sus came to call.

4. Let not conscience make you linger,
 nor of fitness fondly dream.
 All the fitness He requireth
 is to feel your need of Him.
 This He gives you, this He gives you,
 'Tis the Spirit's rising beam.

5. Lo! Incarnate God, ascended;
 pleads the merit of His blood.
 Venture on Him; venture wholly,
 Let no other trust intrude.
 None but Jesus, none but Jesus
 Can do helpless sinners good.

D

Dare To Be A Daniel

♩ = 100) E^b A^b B^b Cm7 A^b E^b/_{B^b} B^b

Dare to be a Dan - iel,

B^b E^b A^b
 dare to stand a - lone; dare to have a

E^b/_{B^b} B^b E^b 5th time to CODA ⊕
 pur - pose firm, dare to make it known!

E^b B^b E^b
 1. Stand - ing by a pur - pose true, heed - ing God's com - mand,
 2. Man - y might - y men are lost, dar - ing not to stand,
 3. Man - y gi - ants great and tall, stalk - ing through the land,
 4. Hold the gos - pel ban - ner high, on to vic - t'ry grand;

A^b E^b F7 B^b
 hon - or them the faith - ful few! All hail to Dan - iel's band!
 who for God had been a host by join - ing Dan - iel's band!
 head - long to the earth would fall if met by Dan - iel's band!
 Sa - tan and his host de - fy, and shout for Dan - iel's band!

⊕ CODA E^b/_{B^b} B^b E^b A^b B^b sus B^b E^b
 Dare to make it known!

Dear Father, Bless Each Little Child

LOUISE M. OGLEVEN

WILLIAM G. OGLEVEN

The musical score consists of two systems, each with a treble and bass staff. The first system contains the first two lines of the song, and the second system contains the next two lines. The lyrics are printed below the treble staves.

Dear Fa - ther, bless each lit - tle child, And . keep us all wo

pray, Safe in Thy lov - ing care, Un - til an - oth - er ho - ly day.

From "Songs For Little People" by Danielson and Conant.
Copyright, The Pilgrim Press. Used by permission.

DEEP AND WIDE

Anon

Arr. by HARRY DIXON LOES

① Deep and wide, deep and wide, There's a fountain flow-ing deep and wide; —

The first system of music consists of a treble and bass staff. The treble staff contains the melody with lyrics underneath. The bass staff provides a simple accompaniment. A circled number 1 is placed above the first 'Deep' in the lyrics.

① Deep and wide, deep and wide, There's a fountain flow-ing deep and wide.

The second system of music follows the same format as the first, with treble and bass staves and lyrics. A circled number 1 is placed above the first 'Deep' in the lyrics.

COPYRIGHT 1947 BY RUTH P. OVERHOLTZER IN SALVATION SONGS FOR CHILDREN NO. THREE.

MOTIONS: ① Hands in front, right palm above left palm, widen space between them as you sing, making it as wide as possible. ② Move hands horizontally, indicating rippling motion by moving fingers up and down. When second line is sung, make motions as in first, but sing only on "There's a fountain flow-ing," the rest being done silently. The meaning of this chorus needs to be explained to children.

Do Lord

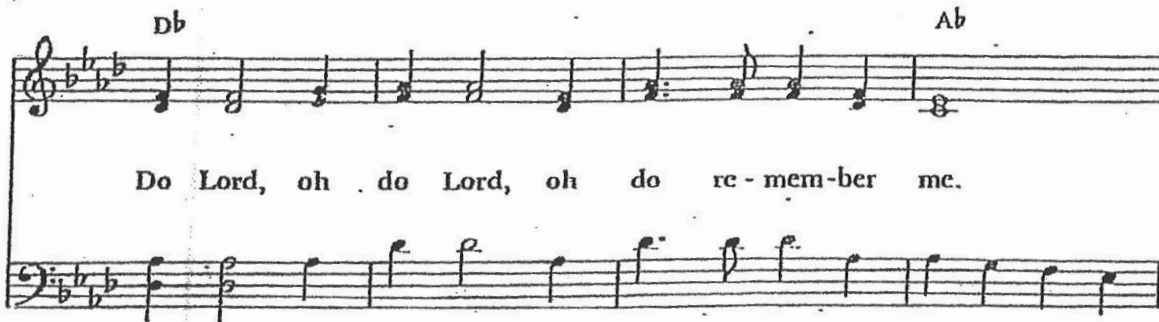
CHORUS

Ab Db/Eb Ab Bbm/Ab Ab Bbm/Ab Ab



Do Lord, oh do Lord, oh do re-mem-ber me.

Db Ab



Do Lord, oh do Lord, oh do re-mem-ber me.

Ab Db/Eb Ab Bbm/Eb C C/E E dim 7 Fm Dbm6/Fb



Do Lord, oh do Lord, oh do re-mem-ber me,

Ab/Eb Eb7 Ab



way be-yond the blue.

"...I am the bread of life..." John 6:35

85

The Donut Song

Words and Music by
Robert C. Evans

Happily

A7

D

Em

Life with-out Je - sus is like a do - nut, like a

A7

D

A7

D

do - nut, like a do - nut. Life with-out Je - sus is like a

Em

A7

Last time
to CODA

D

do - nut, 'cause there's a hole in the mid - dle of your heart.

G

Em

D

Bm7

Em

A7

It might be o-kay for a while, then the truth will wipe a-

1 /

D G Em⁷

way your smile. — There's some - thing sad in - side me I can - not con -

D Bm E⁷ A⁷
D.C. *al CODA*

trol when I think a - bout a do - nut hole.

⊕ CODA
D G Em

heart. But when Je - sus fills your heart, He

D Bm Em/G D/A A⁷ D

sat - is - fies your soul, like a pas - try mng - get in a do - nut hole.

Doxology

LOUIS BOURGEOIS.

Praise God from whom all blessings flow; Praise Him, all creatures here be - low;


Praise Him a - bove, ye heav'n-ly host; Praise Fa-ther, Son and Ho - ly Ghost.

The image shows a musical score for a doxology by Louis Bourgeois. It consists of two systems of music. Each system has a vocal line on a treble clef staff and a lute accompaniment on a bass clef staff. The first system contains the lyrics: "Praise God from whom all blessings flow; Praise Him, all creatures here be - low;". The second system contains the lyrics: "Praise Him a - bove, ye heav'n-ly host; Praise Fa-ther, Son and Ho - ly Ghost." The music is written in a style characteristic of the French lute school, with a simple, rhythmic melody and a steady accompaniment.

Drop the Pennies/Happy Birthday



Drop the pen-nies one by one, We will count them as they fall,



Hap-py birth-day, hap-py birth-day, Comes from one and all.

E

* El-Shaddai

M. C. and J. T.

MICHAEL CARD and JOHN THOMPSON

4/4 Dm G C

D.S. 1. El Shad - dai, El Shad - dai, El Elyon na A -
 (2.) love and through the ram You saved the son of Ab -
 (3.) years You made it clear That the time of Christ

F Bb E7 E/G#

- do - nai, Age to age You're still the same, By the
 - ra - ham. Through the pow - er of Your hand You turned the
 - was near, Though the peo - ple could n't see What Mes -

Am G/B A/C# Dm

pow - er of the name. El Shad - dai, El Shad -
 sea in - to dry land. To the out - cast on her
 si - ah ought to be. Though Your Word con - tained the

*Translations of Hebrew Terms:

El Shaddai—God Almighty; see Gen. 17:1.
 El Elyon—the Most High God; see Gen. 14:18-20.
 na Adonai—O Lord.
 Erkahmka—we will love You.

G $1+2$ G/B 4 C C/E $1,2$ F Bb F/A

dai, Er - kahm - ka na A - do - dai; We will praise and lift You
 knees You were the God who real - ly sees; And by Your might You
 plan, They just could not un - der -

G C 3 F F/A

high, El Shad - dai. 2. Through Your
 set Your chil - dren free. 3. Through the stand Your most

Bb G Bb/F rit. G $D.S.$

awe-some work was done In the frail - ty of Your Son. El Shad -

4 F Bb F/A G C

nai; I will praise You till I die, El Shad - dai.

F

Father Abraham

TRADITIONAL

D

Fa - ther Ab - ra - ham had man - y sons, man - y

A

sons had Fa - ther Ab - ra - ham. I am one of them, and so are

A7 ¹D D.C.

you, so let's just praise the Lord. Right arm!

²D D.C. ³D D.C.

Lord. Right arm, left arm! Lord. Right arm, left arm, right foot!

4 D D.C.

Lord. Right arm, left arm, right foot, left foot!

5 D D.C.

Lord. Right arm, left arm, right foot, left foot, chin up!

6 D D.C.

Lord. Right arm, left arm, right foot, left foot, chin up, turn a-round!

7 D

Lord. Right arm, left arm, right foot, left foot, chin up, turn a-round, sit down!

1. Right arm - move right arm back and forth like walking, with fist clenched and elbow bent. Do this motion while singing through the song again.
2. Left arm - add the left arm in the same manner as the right.
3. Right foot - add the right leg stepping up and down.
4. Left foot - add the left foot, so that you are walking in place.
5. Chin up - add chin moving up and down.
6. Turn around - turn in place while doing all the above.
7. Sit down - the end !

Father, I Adore You

Words and Music by
TERRY COELHO

Round

1. F Gm C F 2. F Gm

*1. Fa - ther, I a - dore you, Lay my life be -

C F F Gm C F

fore you, How I love you.

1

Father, We Will Quiet Be

ELIZABETH McE. SHIELDS
Reverently

Mrs. CROSBY ADAMS

Fa - ther, we will qui - et be, While we lis - ten now to Thee,

The first section of the hymn is written in G major (one flat) and 2/2 time. It consists of two staves of music. The upper staff is the vocal line, and the lower staff is the piano accompaniment. The lyrics are: "Fa - ther, we will qui - et be, While we lis - ten now to Thee,". The music is marked "Reverently".

(Pause between sections a few seconds for reverent listening.)

As we raise our heads we'll sing, "Thank you, God, for ev - 'ry thing."

The second section of the hymn is written in G major (one flat) and 2/2 time. It consists of two staves of music. The upper staff is the vocal line, and the lower staff is the piano accompaniment. The lyrics are: "As we raise our heads we'll sing, 'Thank you, God, for ev - 'ry thing.'" The music is marked with a forte "f" dynamic. The section ends with a double bar line.

Copyright, 1924, by Mrs. Crosby Adams

Fingers, Nose And Toes

TRADITIONAL

Swing feel $\text{♩} = \text{♩} = \text{♩}$
 (♩ = 132)

1. Put your
 (2. Put your)
 (3. Put your)

fin - gers on your nose, then your toes, put your
 fin - gers on your nose, then your cheeks, put your
 fin - gers on your nose, then your hair, put your

fin - gers on your nose, then your toes, put your
 fin - gers on your nose, then your cheeks, put your
 fin - gers on your nose, then your hair, put your

Arr. © Copyright 1993 Cedarhurst Music Publishing/ASCAP,
 P.O. Box 680145, Franklin, TN 37068-0145, U.S.A. All rights reserved.

102

can't get o - ver it, so low you can't get un - der it, so wide you

can't get 'round it, you got-ta go in at the door.

A A7 D A7sus D 1st time D.S.
 2nd time D.S. al fine

Fishers of Men

Words and Music by
HARRY D. CLARKE

1. I will make you fish-ers of men,
2. Hear Christ call - ing, "Come un - to Me, Fish-ers of men,
Come un - to Me,

Chord symbols: Eb, Eb/D, Cm, Bb7, Eb, Eb°, Eb, Bb7, Eb, Bb7

fish-ers of men. I will make you fish-ers of men if you
come un - to Me." Hear Christ call - ing, "Come un - to Me; I will

Chord symbols: Eb, Eb°, Eb, Eb, Eb/D, Cm, Bb7, Eb, Eb°, Eb, A7

fol give low you Me. rest. If you fol - low you
I will give you

Chord symbols: Eb/Bb, Eb/Bb, Bb9, Bb7, Eb, Eb, Eb°

Me, rest; if you fol - low you Me, rest."
I will give you I will make you
Hear Christ call - ing,

Chord symbols: Eb, Eb, Ab, Eb, Eb, Eb, Eb, Eb/D, Cm, Bb7

fish-ers of men if you fol - low you Me.
"Come un - to Me; I will give you rest."

Chord symbols: Eb, Eb°, Eb, Ab, Eb/Bb, Eb/Bb, Bb9, Bb7, Eb

FREELY, FREELY

CAROL OWENS

CAROL OWENS

F C[#]E Dm Gm C⁷

GOD FOR - GAVE MY SIN IN JE - SUS' NAME, I'VE BEEN

Gm⁷ C⁷ Fmaj⁷ C⁷ F⁷ B^b

BORN A - GAIN IN JE - SUS' NAME AND IN JE - SUS'

Am⁷ Gm⁷ C⁷ F Dm Am

NAME I COME TO YOU, TO SHARE HIS LOVE AS HE

Gm C⁷ F Gm⁷ C⁷ F Fmaj⁷ Gm⁷

TOLD ME TO HE SAID 'FREE - LY, FREE - LY YOU HAVE RE-

C⁷ Gm⁷ C⁷ F

- CEIVED FREE - LY FREE - LY GIVE

PSALM 130 (FROM DEPTHS OF WOE)

Words by Martin Luther
Music by Christopher Miner

1. From depths of woe I raise to Thee, The voice of lam-en-ta-tion; Lord,
2. To wash a-way the crim-son stain, Grace, grace a-lone a-vail-eth; Our

6 turn a gra-cious ear to me And hear my sup-pli-ca-tion; If
works, a-las! Are all in vain; In much the best life fail-eth; No

10 thou in-i-qui-ties dost mark, Our se-cret sins and mis-deeds dark, Men: O
man can glo-ry in thy sight, All must a-like con-fess thy might, And

14 who shall stand be-fore thee? O
live a-lone by mer-cy a-lone by And

18 who shall stand be-fore thee?
thee? Who shall stand be-fore thee?
live a-lone by mer-cy a-lone by mer-cy

3. Therefore my trust
is in the Lord,
And not in mine own merit;
On Him my soul shall rest, His word
Upholds my fainting spirit;
His promised mercy is my fort,
My comfort and my sweet support;
I wait for it with patience (echo)
I wait for it with patience (echo)

4. What though I wait
the live-long night,
And till the dawn appeareth,
My heart still trusteth in his might;
It doubteth not nor feareth;
Do thus, O ye of Israel's seed,
Ye of the Spirit born indeed;
And wait till God appeareth. (echo)
And wait till God appeareth (echo)

5. Though great our sins
and sore our woes
His grace much more aboundeth;
His helping love no limit knows,
Our upmost need it soundeth.
Our Shepherd good and true is He,
Who will at last His Israel free
From all their sin and sorrow (echo)
From all their sin and sorrow (echo)

From the rising of the sun to the place where it sets,
the name of the Lord is to be praised. Ps. 113:3

168 From the Rising of the Sun

Words and Music by
Paul Deming

Bright & Jazzy

B^b7 E^b

From the ris - ing of the sun, (From the ris - ing of the

E^b/D D^b C⁷

sun) to the go - ing down of the same, the Lord's name

Fm⁷ Gm⁷ A^b B^b7 E^b

is to be praised.

1. A^b7 2. A^b7 D^b7 E^b E^b7

1. A^b7 2. A^b7 D^b7 E^b E^b7

© 1976 Integrity's Hosanna! Music
c/o Integrity Music, Inc., P.O. Box 851622, Mobile, AL 36685-1622
All rights reserved. International copyright secured. Used by permission.

G

Give Me Joy in My Heart

Traditional

Ab7

Db Db/F Gb6 Db/Ab Ab Db

1. Give me
2. Give me
3. Give me

Db Gb Ab7

joy in my heart, keep me prais - ing. Give me
 peace in my heart, keep me lov - ing. Give me
 love in my heart, keep me serv - ing. Give me

Db Eb9 Absus Ab Db

joy in my heart, I pray. Give me joy in my heart, keep me
 peace in my heart, I pray. Give me peace in my heart, keep me
 love in my heart, I pray. Give me love in my heart, keep me

Gb Gbm Db/Ab Db/F Gb6 Db/Ab Ab Dbsus Db

prais - ing. Keep me prais - ing till the break of day.
 lov - ing. Keep me lov - ing till the break of day.
 serv - ing. Keep me serv - ing till the break of day.

Optional countermelody

Sing, sing, sing,

Sing ho-san - na! Sing ho-san - na! Sing ho-san-na to the

Chords: D^b, G^b, E^bm, A^b

sing, Sing, sing,

King of Kings! Sing ho-san - na! Sing ho-san - na!

Chords: D^b, G^b, D^b, D^b, G^b, E^bm

sing, sing, sing.

Sing ho-san-na to the King! King!

Chords: A^b, D^bsus, D^b, D^bsus rit., D^b

Rehearsal marks: 1, 2, 3

Give Me Oil in My Lamp

Anon

Arr. Betty Fulkingham

Brightly

E E7 A

1. Give me oil in my lamp, keep me burn-ing. _____ Give me
 2. Make me a fish-er of men, keep me seek-ing. _____ Make me a
 3. Give me joy in my heart, keep me sing-ing. _____ Give me
 4. Give me love in my heart, keep me serv-ing. _____ Give me

E B7

oil in my lamp, I pray. Give me
 fish-er of men, I pray. Make me a
 joy in my heart, I pray. Give me
 love in my heart, I pray. Give me

E E7 A

oil in my lamp, keep me burn-ing, _____ keep me
 fish-er of men, keep me seek-ing, _____ keep me
 joy in my heart, keep me sing-ing, _____ keep me
 love in my heart, keep me serv-ing, _____ keep me

Give Thanks

SATB with opt. Instruments

Words and Music by
Henry Smith
 Arranged by **Lloyd Larson**

Gentle, steady tempo ♩ = ca. 112

①

mp

4

mp

7

S only

T only

Give thanks with a

mp

mp

① indicates CD track number.

Words and Music by Henry Smith

© 1978 Integrity's Hosanna! Music/ASCAP

This arrangement © 2009 Integrity's Hosanna! Music/ASCAP

c/o Integrity Media, Inc., 1000 Cody Road, Mobile, AL 36695

Sole selling agent for this 2010 arrangement: Lorenz Publishing Company, Dayton OH 45401

19

thanks to the Ho - ly One, — give

give thanks to the Ho - ly One, —

Dm C Dm2 Am C

21

thanks — be - cause He's giv - en Je - sus

give thanks be - cause He's giv - en Je - sus

Bb2 F2 A

23

(3) *cresc.*

Christ, His — Son. And

Christ, His — Son.

cresc.

Eb2 Bb C Bb2

33

now let the weak say, "I am strong;" let the

Am7 Dm7 C D Dm7 Gm7

36

poor say, "I am rich," be-cause of what the Lord has

C7 Dm C7 FM7 F+ B BbM7 C Bb BbM7

39

done, has done for done us. Give

Eb Bb D C7sus4 C7 Bb C

Father we love you

GLORIFY THY NAME

Donna Adkins

C Cmaj7 Dm7 G7
 Fa - ther, we love You, we wor - ship and a -
 dore You, glo - ri - fy Thy name in all the
 earth. Glo - ri - fy Thy
 name, glo - ri - fy Thy name,
 glo - ri - fy Thy name in all the earth.

Optional Verse: Jesus, we love You, . . .


Go Tell It on the Mountain

33

Refrain

Traditional Spiritual

F. Bb F C⁷ F



Go tell it on the moun-tain, O-ver the hills and ev - 'ry - where;

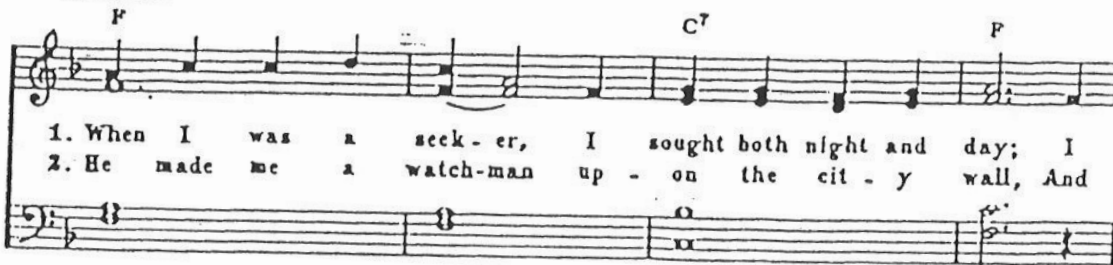
Bb F Dm F C⁷ F *Fine*



Go tell it on the moun-tain, That Je-sus Christ is born!

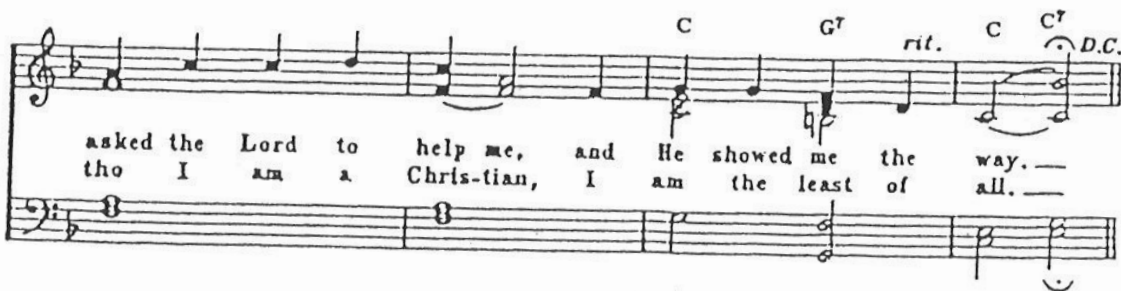
Stanzas

F C⁷ F



1. When I was a seek - er, I sought both night and day; I
2. He made me a watch-man up - on the cit - y wall, And

C G⁷ rit. C C⁷ D.C.



asked the Lord to help me, and He showed me the way. —
tho I am a Chris-tian, I am the least of all. —

Slow 4

Eb Ebmaj7 Eb7 Ab Fm7 Eb/Bb Bb7 Eb Ab/Bb

Eb Bb Bb7

1. God is so good,
2. God loves me so,

God is so
God loves me

Eb Ebmaj7 Eb7/G Ab Fm7 Eb/Bb Fm7/Bb Bb7

good, God is so good, He's so good to
so, God loves me so, He's so good to

Arr. © copyright 1986 New Spring Publishing / ASCAP, a member of Rentwood Publishing. All Rights Reserved.


1. Eb Ab/Bb 2. Eb Eb/Db A/B E E/D# C#m F#9

me. me. 3. God an - swers

F#m7 B7 F#m6 Am6 B7 Eadd9 E


pray'r, God an - swers pray'r,

Emaj7 E7 A A/G# F#m7 E/B B7 E Bb/C




God an-swers pray'r, He's so good to me.

F F7 Gm7/F C/F C7/F Fadd9 F




God is so good, God is so good,

Am7 D7-9 Gm7 Bbm6 F/C Gm7/C C7 F Bb/C



God is so good, He's so good to me.

F Fmaj7 F7 Bb Gm7-5 F/C Fmaj7/C Gm7 C7 F



God is so good, He's so good to me.

Opt. verses: He cares for me / I'll do His will / Jesus is Lord, etc.

GOD MADE ME

Handwritten musical notation for the first system. The top staff is in treble clef with a 4/4 time signature. The bottom staff is in bass clef. The melody consists of quarter notes: C4, G4, C5, G4, C5. Chords are indicated above the staff: C, G7, C, G7, C. The lyrics are: 1. @ God made b me, @ God made b me, with circled 'a' and circled 'b' above the notes.

Handwritten musical notation for the second system. The top staff is in treble clef with a 4/4 time signature. The bottom staff is in bass clef. The melody consists of quarter notes: F4, C4, F4, C4, G4, C4. Chords are indicated above the staff: F, C, F, C, G7, C. The lyrics are: © In my Bi-ble-Book it says that God made b me, with circled 'a' and circled 'b' above the notes.

2. *God loves b me, *God loves b me,
*In my Bible Book it says that
*God loves b me.
3. *God helps b me...
4. *God keeps b me...

!Actions:

- a) point up
- b) point to self
- c) hands form book

God Spoke

WEDNESDAY -- 2ND-5TH GRADES

(Gen. 2:15-3:7; 6-8; 1 Sam. 16ff; Dan. 6; Jon.)

CHARLOTTE GAUS

C. G.

Eb **Bb⁷**

*1. God spoke to Ad - am in the gar - den of E - den;
 2. God spoke to No - ah 'bout the flood He was goin' to send.
 *3. God spoke to Da - vid while he tend - ed his fa - ther's sheep;
 *4. God spoke to Dan - iel as he sat in the li - ons' den;
 5. God spoke to Jo - nah 'bout a ser - mon He want - ed preach'd.

Fm **Bb⁷**

And He said to him, "You can live for -
 Told him build an ark, go - pher wood and
 And He said to him, "Gon - na make you a
 And He said to him, "I'm go - ing to
 Jo - nah said, "But, God, I don't want to

Eb **Bbm⁷**

ev - er. Don't eat the fruit of the tree of the
 pitch blend. "Fill it up with food and two of each
 might - y king." Da - vid went to bat - tle and he slew Go -
 save you." God touched the jaws of the li - ons and they
 do this thing." God sent a storm and a whale swal - lowe

Eb⁷ **Ab**

knowl - edge of good and e - vil."
 crea - ture that roams the earth."
 li - ath with a ti - ny stone;
 all be - gan to purr.
 Jo - nah till he said, "I'll go!"
 But the dev - il said,
 No - ah did just
 And he wrote some
 So Dan - iel was de
 So he went to

*Verses 1, 3, 4 on recording/trax.

Eb Bb7 Eb

“Do,” and he ate the fruit; Should have lis-tened to the Lord.
 that and he lived to tell the tale, 'Cause he lis - tened to the Lord.
 psalms and he did great things 'Cause he lis - tened to the Lord.
 liv - ered and he was -n't a - fraid, 'Cause he lis - tened to the Lord.
 Nin - e - veh and preach'd God's word, And he lis - tened to the Lord.

REFRAIN Bb Bb7 Eb

God spoke to him like He speaks to all of us;

Bb Fm7 Bb7

And we'd all be bet - ter off if we'd lis - ten to what He has to

Eb D.C. 5 Fm Bb7 Eb Eb7/G Ab Eb

say. what He has to say.

Goodbye Song

128

Old Melody


TEACHER




Our Sunday School is - o-ver, and we are going home. Good-bye, - good



PUPILS



bye; Be. alway kind and true. Good-bye, good-bye: We will be kind and true.



THE GOSPEL SONG

Drew Jones, 2002

GOSPEL 7.7.7.7.
Bob Kauflin, 2002

D D/C# D/B D/A G A

Ho - ly God in love be -

Detailed description: This system of musical notation is for the first line of the song. It consists of a treble clef staff and a bass clef staff. The key signature has two sharps (F# and C#), and the time signature is 4/4. Above the treble staff, the chords D, D/C#, D/B, D/A, G, and A are indicated. The lyrics 'Ho - ly God in love be -' are written below the treble staff. The bass staff contains a simple accompaniment of chords.

D G A D D/C# D/B D/A

came Per - fect man to

Detailed description: This system of musical notation is for the second line of the song. It consists of a treble clef staff and a bass clef staff. The key signature has two sharps (F# and C#), and the time signature is 4/4. Above the treble staff, the chords D, G, A, D, D/C#, D/B, and D/A are indicated. The lyrics 'came Per - fect man to' are written below the treble staff. The bass staff contains a simple accompaniment of chords.

Em7 Gmaj9 A7sus A D D/C#

bear my blame. On the

Detailed description: This system of musical notation is for the third line of the song. It consists of a treble clef staff and a bass clef staff. The key signature has two sharps (F# and C#), and the time signature is 4/4. Above the treble staff, the chords Em7, Gmaj9, A7sus, A, D, and D/C# are indicated. The lyrics 'bear my blame. On the' are written below the treble staff. The bass staff contains a simple accompaniment of chords.

D/B D/A G F#7 Bm

cross He took my sin

Detailed description: This system of musical notation is for the fourth line of the song. It consists of a treble clef staff and a bass clef staff. The key signature has two sharps (F# and C#), and the time signature is 4/4. Above the treble staff, the chords D/B, D/A, G, F#7, and Bm are indicated. The lyrics 'cross He took my sin' are written below the treble staff. The bass staff contains a simple accompaniment of chords.

A/G G F#m Bm A7sus D

By His death I live a - gain.

Detailed description: This system of musical notation is for the fifth line of the song. It consists of a treble clef staff and a bass clef staff. The key signature has two sharps (F# and C#), and the time signature is 4/4. Above the treble staff, the chords A/G, G, F#m, Bm, A7sus, and D are indicated. The lyrics 'By His death I live a - gain.' are written below the treble staff. The bass staff contains a simple accompaniment of chords.

Great Is the Lord

Michael W. Smith
and Deborah D. Smith

C Dm G/B C

Great is the Lord, He is ho - ly and just, by His

F/A G F C/E Dm7 C

pow - er we trust in His love.

C Dm G/B C

Great is the Lord, He is faith - ful and true, by His

F/A G F C/E Dm7 C

mer - cy He proves He is love.

B7/C F/C B7/C F C/E Dm7 C

Great is the Lord, and wor - thy of glo - ry.
Great are You, Lord, and wor - thy of glo - ry.

B \flat /C F/C B \flat /C G/C C

Great is the Lord, and wor - thy of praise.
Great are You, Lord, and wor - thy of praise.

B \flat /C F/C B \flat /C D G

Great is the Lord, now I lift up your voice, Now I
Great are You, Lord, I lift up my voice,

E Am Dm Gsus G

lift up your voice: Great is the
lift up my voice: Great are You,

Am Am7/G Dm

Lord!
Lord! Great
Great

Gsus G C Csus C

is the Lord!
are You, Lord!
Lord!

Н

Ha La La La

Words and Music by
DAVID GRAHAM

1. Shake a friend's hand, shake a hand next to ya,
 2. Hug a friend's neck, hug a neck next to ya,
 3. Squeeze a friend's knee, squeeze a knee next to ya,
 4. Scratch a friend's back, scratch a back next to ya,
 5. Je - sus is a friend, He's a friend next to - ya,

shake a friend's hand and sing la la,
 hug a friend's neck and sing la la,
 squeeze a friend's knee and sing la la,
 scratch a friend's back and sing la la,
 Je - sus is a friend, so sing la la,

Shake a friend's hand, shake a hand next to ya,
 Hug a friend's neck, hug a neck next to ya,
 Squeeze a friend's knee, squeeze a knee next to ya,
 Scratch a friend's back, scratch a back next to ya,
 Je - sus is a friend, He's a friend next to ya,

E \flat B \flat F

shake a friend's hand and sing,
 hug a friend's neck and sing,
 squeeze a friend's knee and sing,
 scratch a friend's back and sing,
 Je - sus is a friend so sing.

B \flat Dm E \flat B \flat E \flat B \flat F

la la la la la la - le - lu - ia, la la la la la - le - lu - ia.

B \flat Dm E \flat B \flat E \flat B \flat F *5th time to* $\text{\textcircled{C}}$

La la la la la la - le - lu - ia, la la la la la - le - lu -

1.2.3. B \flat 4. B \flat E \flat F

ia. ia.

HALLELUJAH!

Hal-le - lu, hal-le - lu, hal-le - lu, hal-le-lu-jah! Praise ye the Lord! Hal-le-

lu, hal-le-lu, hal-le-lu, hal-le-lu-jah! Praise ye the Lord! Praise ye the Lord, hallelujah!

Praise ye the Lord, hal-le-lu-jah! Praise ye the Lord, hal-le-lu-jah! Praise ye the Lord!

Arr. Copyright by Percy B. Crawford. Used by permission.



HAPPY ALL THE TIME

I'm^a in-right^b, out-right^c, up-right^d, down-right^e

^e hap-py all the time, I'm^a in-right^b, out-right^c,

^c up-right^d, down-right^e hap-py all the time. Since

^f Je-sus Christ came^g in and^h cleansed my

heart from sin, I'm^a in-right^b, out-right^c,

^c up-right^d, down-right^e hap-py all the time.

Actions

- a) point to chest b) point out c) point up d) point down e) clap hands
 f) arms up g) point to chest with both hands h) draw heart in air with both hands

HAPPY BIRTHDAY TUNE

(GOOD MORNING)

1. Hap - py birth - day to you, Hap - py birth - day to
2. Good morn - ing to you, Good morn - ing to
3. God bless you to day, God bless you to-

The first system of musical notation consists of a treble clef staff with a key signature of one sharp (F#) and a 4/4 time signature. The melody is written on the treble staff, and the bass line is written on the bass staff. The lyrics are placed below the treble staff, with three numbered lines of lyrics corresponding to the notes above them. The lyrics are: 1. Hap - py birth - day to you, Hap - py birth - day to; 2. Good morn - ing to you, Good morn - ing to; 3. God bless you to day, God bless you to-

you, Hap - py birth - day dear _____, Hap - py birth - day to you.
you, Good morn - ing dear _____, Good morn - ing to you.
day, God bless you dear _____, God bless you to day.

The second system of musical notation continues the melody from the first system. It features a treble clef staff with a key signature of one sharp (F#) and a 4/4 time signature. The melody is written on the treble staff, and the bass line is written on the bass staff. The lyrics are placed below the treble staff, with three lines of lyrics corresponding to the notes above them. The lyrics are: you, Hap - py birth - day dear _____, Hap - py birth - day to you.; you, Good morn - ing dear _____, Good morn - ing to you.; day, God bless you dear _____, God bless you to day.

Traditional

20 He Gave Me Beauty for Ashes

Adapted from Isaiah 61:3

Unknown
Arr. by Tom Fettke

The musical score is written in 2/4 time with a key signature of one flat (B-flat). It consists of five systems, each with a vocal line and a piano accompaniment line. The lyrics are: "He gave me beauty for ashes, the oil of joy for mourning, The garment of praise for the spirit of heaviness, That we might be trees of righteousness, the planting of the Lord, That He might be glorified." The score includes various chords such as F, C, F, C7, Gm, and F/C. There are some handwritten annotations, including a large 'X' over the first system and a slash over the second system.

He gave me beau - ty for ash - es, the
oil of joy for mourn - ing, The gar - ment of
praise for the spir - it of heav - i - ness, That we might be
trees of right - eous - ness, the plant - ing of the Lord, That
He might be glo - ri - fied.

He Is Exalted

Words and Music by
TWILA PARIS
Arr. by Joseph Linn

Jazz waltz ♩ = ca. 66

Omit introduction if continuing from previous song.

F E E Dm⁷ E C B^b Gm C_{sus}

The first system shows the piano introduction. It consists of two staves: a treble clef staff and a bass clef staff. The treble staff has a series of chords: F, E, E, Dm7, E, C, Bb, Gm, and Csus. The bass staff has a simple accompaniment of eighth notes.

F E A B^b B^b C C

He is ex- alt- ed, the King is ex- alt- ed on_ high. I will praise Him.

The second system shows the vocal line. It consists of two staves: a treble clef staff and a bass clef staff. The treble staff has a series of chords: F, E, A, Bb, Bb, C, and C. The lyrics are: "He is ex- alt- ed, the King is ex- alt- ed on_ high. I will praise Him."

F E A B^b C B^b B^b C C

He is ex- alt- ed, for - ev- er ex- alt- ed, and I will praise His

The third system shows the vocal line. It consists of two staves: a treble clef staff and a bass clef staff. The treble staff has a series of chords: F, E, A, Bb, C, Bb, Bb, C, and C. The lyrics are: "He is ex- alt- ed, for - ev- er ex- alt- ed, and I will praise His"


D_{sus} D Em⁷ D⁷ F⁷ Gm Dm F C E C_{sus} D C

name. _____ He is the Lord; _____ for -

The fourth system shows the vocal line. It consists of two staves: a treble clef staff and a bass clef staff. The treble staff has a series of chords: Dsus, D, Em7, D7, F7, Gm, Dm, F, C, E, Csus, D, and C. The lyrics are: "name. _____ He is the Lord; _____ for -"


PRAISE AND WORSHIP

F Am B \flat E A Gm D \flat C \flat C \flat C \flat C




ev-er His truth shall reign. Heav - en and earth re -

F Am B \flat E A Gm B \flat F \flat E \flat B \flat C



joice in His ho - ly name. He is ex-alt-ed, the King is ex-alt-ed on


1 F B \flat C 2 F F



high. high.

Conclusion of medley

Gm B \flat F \flat E \flat B \flat C F F



He is ex-alt-ed, the King is ex-alt-ed on high.

He Is Lord

G Am $\frac{Am}{D}$ D7 G $\frac{D}{F\#}$ Em A7 **TRADITIONAL**

He is Lord, He is Lord, He is risen from the dead and He is

Am7 D7 G G7 C Am7 G $\frac{Bm}{D}$ D7 G

Lord. Ev-ry knee shall bow, ev-ry tongue confess that Je - sus Christ is Lord.

Recording note: Performed 3 times through.

Heaven Is a Wonderful Place

Words and Music by
O. A. LAMBERT

2nd part: optional

F

Heav - en is a won - der - ful place.

Heav - en is a won - der - ful place,

Detailed description: This system contains the first two staves of music. The top staff is a vocal line in treble clef with a key signature of one flat (Bb) and a 4/4 time signature. It begins with a chord symbol 'F' above the first measure. The lyrics 'Heav - en is a won - der - ful place.' are written below the notes. The bottom two staves are piano accompaniment, with the right hand in treble clef and the left hand in bass clef. The piano part features chords and moving lines that support the vocal melody.

C F C/E

filled with glo - ry and grace. I wan - na see my

filled with glo - ry and grace. I wan - na see my

Detailed description: This system contains the second two staves of music. The top staff is a vocal line with lyrics 'filled with glo - ry and grace. I wan - na see my'. Chord symbols 'C', 'F', and 'C/E' are placed above the staff. The piano accompaniment continues in the bottom two staves, providing harmonic support for the vocal line.

Bb D Bbm Db F C Gm C C7 F 7

Sav - ior's face. Heav - en is a won - der - ful place. *SPOKEN* (I wan - na go there!)

Sav - ior's face. Heav - en is a won - der - ful place. *SPOKEN* (I wan - na go there!)

Detailed description: This system contains the final two staves of music. The top staff is a vocal line with lyrics 'Sav - ior's face. Heav - en is a won - der - ful place. *SPOKEN* (I wan - na go there!)'. Chord symbols 'Bb D', 'Bbm Db', 'F C', 'Gm C', 'C7', and 'F 7' are placed above the staff. The piano accompaniment is in the bottom two staves. The system concludes with a double bar line.

55

THE HEAVENLY FATHER CARES FOR ME

AURORA M. SHUMATE

ORA McMULLEN

The heav'n-ly Fa - ther cares for me, Ev - 'ry, ev - 'ry day; I

know He cares for you and you, In the same, same way.

Copyright, 1926, Sunday School Board Southern Baptist Convention

He's Everything to Me

(Ps. 19:1; 145:18; Matt. 1:21; John 4:42)

RALPH CARMICHAEL

R. C.

Ab Fm Bbm⁷ Eb⁷ Ab Fm

1. In the stars His hand-i - work I see, On the wind He speaks with
2. I will cel - e - brate na - tiv - i - ty, For it has a place in

Bbm⁷ Eb⁷ Ab $\frac{Ab^7}{C}$ Db Bbm

maj - es - ty. Though He rul - eth o - ver land and sea,
his - to - ry. Sure, He came to set His peo - ple free;

1 Cm Cb $\frac{Eb^7sus}{Bb}$ Eb⁷ 2 Cb $\frac{Eb^7sus}{Bb}$ Eb⁷ Ab

What is that to me? What is that to me?

Db Cm

Till by faith I met Him face to face, And I felt the wonder

Bbm Bb⁹
D

of His grace; Then I knew that He was more than just a

Eb $\frac{Ab}{Eb}$ Eb⁷ $\frac{Db}{Eb}$ Eb $\frac{Db}{Eb}$ Eb⁷ Ab Fm

God who did-n't care, that lived a - way out there and Now He walks be-side me

Bbm⁷ Eb Eb⁷ Ab Fm Bbm⁷ Eb Eb⁷ Ab

day by day, Ev - er watch - ing o'er me lest I stray, Help - ing

Eb⁷ $\frac{Ab}{Eb}$ Db Cm Bbm⁷ | 1 $\frac{Ab}{Eb}$ $\frac{Bbm}{Eb}$ $\frac{Db}{Eb}$ Ab

me to find that nar - row way; He's ev - 'ry - thing to me.

2 $\frac{Ab}{Eb}$ $\frac{Bbm}{Eb}$ Eb⁶ Ab

He's ev - 'ry - thing to me.

He's Got the Whole World in His Hands

100

Spiritual

Arr. by Lyndell Leatherman

1. He's got the whole world in His hands; He's got the
 2. He's got the wind and rain in His hands; He's got the
 3. He's got you and me in His hands; He's got
 4. He's got every - bod - y in His hands; He's got

whole wide world in His hands; He's got the whole world
 wind and rain in His hands; He's got the wind and rain
 you and me in His hands; He's got you and me
 ev - ery - bod - y in His hands; He's got ev - ery - bod - y

in His hands; He's got the whole world in His hands.
 in His hands; He's got the whole world in His hands.
 in His hands; He's got the whole world in His hands.
 in His hands; He's got the whole world in His hands.

His Banner Over Me Is Love

Adapted from Song of Solomon 2:4,16

Traditional

Fm7 Gm/Bb Bb7 Fm7 Gm/Bb Bb7 Bb13 Bb7/Eb Eb Cm7

Fm7 Fm7/Bb Bb7 Eb Bb7 Eb Eb/Bb Eb Eb/G

1. He brought me to His ban-quet-ing ta-ble, His
lift-ed me up in-to heav-en-ly plac-es, His

Bb7 Eb/Bb Bb7 Bb7/F Bb7 Bb7/F

ban-ner o-ver me is love, He brought me to His
ban-ner o-ver me is love, He lift-ed me up in-to

Fm7 Bb13 Bb7 Eb Eb/Bb Eb Fm/Bb Eb

ban-quet-ing ta-ble, His ban-ner o-ver me is love...
heav-en-ly plac-es, His ban-ner o-ver me is love...

Eb/Bb Eb Ebmaj7/Bb Eb7 Bbm7 Eb7
 He brought me to His ban-quet-ing ta - ble, His
 He lift - ed me up in - to heav-en - ly plac - es, His

Ab6 C7/G Fm Fm7 Gm/Bb Bb7 Fm7
 ban - ner o - ver me is love, His ban - ner o - ver
 ban - ner o - ver me is love, His ban - ner o - ver

Gm/Bb Bb7 Bb13 Bb7/Eb Eb 1. Ab/Bb 2. He
 me is love.

2. Bb/C C7 F F/E Dm C F Am7 Ab°
 3. Je - sus is the Rock of my sal - va - tion, His

C9/G C7 Bb/C Gm7 C7 Gm D
 ban - ner o - ver me is love, Je - sus is the Rock of

Gm7 Am/C C7 F Dm C F

my sal - va - tion, His ban - ner o - ver me is love...

F/C F F/C F Am⁷₅ D⁷₅ D7

Je - sus is the Rock of my sal - va - tion, His

Gm/Bb D7/A Gm Gm⁷₅ Am/C Gm/C Gm7

ban - ner o - ver me is love, His ban - ner o - ver

Am/C Gm/C C13 Gm/F F Dm Am/C Gm/C Gm7

me is love; His ban - ner o - ver

Am/C Gm/C C13 Gm/F F F Bb/C F

me is love.

His Name Is Wonderful

Words and music by Audrey Meier, b. 1916

F Gm/F F D+ Gm

1. His name is Won-der-ful, his name is Won-der-ful,
2. He is the might-y King, Mas-ter of ev-'ry-thing,

C Bb/F F G C7 C7 F

his name is Won-der-ful, Je-sus, my Lord; Je-sus, my Lord.

C7 F/C C7 F C7/G F G7(omit5) F/G G7 C C7

He's the great Shep-herd, the Rock of all a-ges, Al-might-y God is he;

F Gm/F F D+ D7(sus4)/G Gm

Bow down be-fore him, love and a-dore him,

C Bb/F F C9(omit5) Am/C C7 F

his name is Won-der-ful, Je-sus my Lord.

Ho, Ho, Ho, Hosanna *3 times*

Ho, ho, ho, ho - san - na, Ha, ha, ha - le - lu - jah,

He, He, He, He saved me, I've got the joy of the Lord.

Last time
I've got the joy, I've got the joy, I've got the joy of the Lord —

Holy Bible, Book Divine

137

All Scripture is God-breathed. 2 Tim. 3:16

Chords: F, C, F7, C, C7, F

1. Ho - ly Bi - ble, book di - vine, pre - cious trea - sure, you are mine;
2. Mine to chide me when I rove; mine to show a Sav - ior's love;
3. Mine to com - fort in dis - tress, suf - f'ring in this wil - der - ness;
4. Mine to tell of joys to come, and the reb - el sin - ner's doom;

Chords: Bb, F, C, G7, C, F, F, C, C7, F, C7, F7

mine to tell me whence I came; mine to teach me what I am;
mine you are to guide and guard; mine to pun - ish or re - ward;
mine to show by liv - ing faith, man can tri - umph o - ver death;
Ho - ly Bi - ble, book di - vine, pre - cious trea - sure, you are mine.

HOLY IS THE LORD ON HIGH

Words and Music by
SCOTT BRENNER
A

44

The musical score is written for guitar and voice. It consists of six systems of music, each with a vocal line and a guitar accompaniment line. The key signature is one sharp (F#) and the time signature is 4/4. The guitar accompaniment includes various chords and a melodic line. The lyrics are written below the vocal line.

Em D/E D
In the still - ness of this hour I wor-ship You_ my Lord_ cry - ing,

Cmaj7 D Em D/E
"Ho - ly is_ the Lord_ on high." In the qui - et of_ my heart _ I

D Cmaj7 D
sing this song of praise cry - ing, "Ho - ly is_ the Lord_ on

Em 7 * Cmaj7 Bm7 Em D/E
high. And for all of my days I will bow down be-fore_ You giv - ing

Cmaj7 Bm7 Esus E Cmaj7 Bm7
glo - ry and hon - or to Your Name. And for all of my life I will

Em D/E Cmaj7 D Em
wor-ship and a - dore_ You cry - ing, "Ho - ly is_ the Lord_ on high."

© 1989 Mercy Publishing
All Rights Reserved. International Copyright Secured.
Use By Permission Only.

Holy, Holy, Holy


37.

JOHN H. DYKES

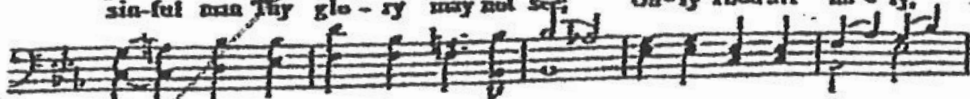
RECHARD HERBER




1. Ho-ly, ho-ly, ho-ly! Lord God Al-might-y! Ear-ly in the
2. Ho-ly, ho-ly, ho-ly! all the saints a-dore Thee. Cast-ing down their
3. Ho-ly, ho-ly, ho-ly! thro' the dark-ness high Thee, Tho' the eye of



morning our song shall rise to Thee: Ho-ly ho-ly ho-ly,
golden crowns a-round the glass-y sea; Cher-u-bim and ser-a-phim
sin-ful men Thy glo-ry may not see; On-ly Thou art ho-ly,



mer-ci-ful and might-y, God in Three Per-sons, bless-ed Trin-i-ty!
fall-ing down be-fore Thee, Which-est, and art, and ev-er-more shall be.
there is none be-side Thee, Per-fect in pow'r, in Love, in pa-ri-ty.



The Horse and Rider

51

Exodus 15:1,2

(I Will Sing Unto the Lord)

UNKNOWN

1. I will sing un-to the Lord for He has tri-umphed glo-rious-ly, The
2. I will sing un-to the Lord for He has tri-umphed glo-rious-ly, The

horse and ri-der fell in-to the sea. I will sing un-to the Lord for
grave is emp-ty won't you come and see. I will sing un-to the Lord for

He has tri-umphed glo-rious-ly, The horse and ri-der fell in-to the
He has tri-umphed glo-rious-ly, The grave is emp-ty won't you come and

sea. The Lord is God and I will praise him; The
see.

Lord is God and I will ex-alt him. The Lord is God and

I will praise him; The Lord is God and I will ex-alt him.

©This arrangement 1978 His Eye Music.
All Rights Reserved.

HOSANNA

Words and Music by
CARL TUTTLE

G D Em7 C
Ho - san - na, Ho - san - na, Ho - san - na in the high -
Glo - ry, Glo - ry, Glo - ry to the King of

D G D
est! Ho - san - na, Ho - san - na, Ho -
Kings! Glo - ry, Glo - ry,

Em7 C D C D
san - na in the high - est! Lord we lift up Your name
Glo - ry to the King of Kings!

G C D G
with hearts full of praise.

C D G D/F# Em7 C D G
Be ex - alt - ed oh Lord my God! Ho - san - na in the high - est!
Glo - ry to the King of Kings!

Hosanna

Carl Tuttle

The musical score is written for guitar and voice. It consists of five systems of music, each with a vocal line and a guitar accompaniment line. The key signature is one sharp (F#) and the time signature is 4/4. The lyrics are: "Ho - san - na! Ho - san - na! Ho - san - na in the high - est! Ho - san - na! Ho - san - na! Ho - san - na in the high - est! Lord we lift up your name with hearts full of praise; Be ex - alt - ed O - Lord my God! Ho - san - na in the high - est!"

System 1: Chords: G, D, Em, C. Lyrics: Ho - san - na! Ho - san - na! Ho - san - na in the high -

System 2: Chords: D, G, B. Lyrics: est! Ho - san - na! Ho - san - na! Ho -

System 3: Chords: Em, C, D, C, D, G. Lyrics: san - na in the high - est! Lord we lift up your name

System 4: Chords: C, D, G, C, D. Lyrics: with hearts full of praise; Be ex - alt - ed O -

System 5: Chords: G, D, Em, C, D, G, C, G. Lyrics: Lord my God! Ho - san - na in the high - est!

HOW MAJESTIC IS YOUR NAME

Psalm 8:1

Michael W. Smith

C C/E F Dm7 C/E

O Lord our Lord, how ma - jes - tic is Your

C C/E C G7 C C/E

name in all the earth. O Lord our Lord, how ma -

F Dm7 C/E C C/E C G G7/B C

jes - tic is Your name in all the earth. O

F Dm7 G Am7 G7/B

Lord we praise Your

C C/E F Dm7

name, O Lord we

G Am7 G7/B C B B7/D# Em D D7/F#

mag - ni - fy Your name. Prince of Peace, might - y

G G/F C/E F G7sus G7

God. O Lord God Al - might

1. C F/G G Optional repeat 2. C

y. O y.



I Am a "C"

Unknown
Arr. by Lyndell Leatherman

I am a C, I am a C-H, I am a
C-H-R-I-S-T-I-A-N; And I have C-H-R-I-S-T in my
H-E-A-R-T and I will L-I-V-E E-T-E-R-N-A-L-L-Y.

*May be repeated several times, with gradually increasing speed.

Arr. © 1980 by Lillenas Publishing Company (SESAC). All rights reserved.
Administered by The Copyright Company, 40 Music Square East, Nashville, TN 37203.

I Am a Promise


WILLIAM J. GAITHER
and GLORIA GAITHER

WILLIAM J. GAITHER

The musical score is written for voice and piano. It consists of five systems of music, each with a vocal line and a piano accompaniment line. The key signature is one sharp (F#) and the time signature is 4/4. The lyrics are: "I am a prom-ise, I am a pos-si-bil-i-ty; I am a prom-ise with a cap-i-tal 'P'. I am a great big bun-dle of po-ten-ti-al-i-ty. And I am learn-ing to hear God's voice, And I am try-ing to make the right choic-es. I'm a prom-ise to be". The piano accompaniment includes various chords such as D, G, G#7, D/A, B7, E7, Bb7, A7, D7, Db7, C7, and B7. There are also dynamic markings like 'p' (piano) and a triplet of eighth notes in the first system.



I Could Sing of Your Love Forever



♩ = 93

C5 F5 A5 Bb5 C5

Vocals

Piano

f

F5 A5 Bb5 C5 F5/D


O-ver the moun - tains-and the sea, your riv-er runs with love for me,

F5 G5 F5 C5


and I will o - pen up my heart and let the Hea - ler set me free. I'm happy to be in the truth,

F5/D F5

and I will dai - ly lift my hands, for I will al - ways sing of



I Could Sing of Your Love Forever *(continued)*



G5 C5 Dm7

when your love came down. I could sing of your love for - e - ver.

12 13 14

F G C5

I could sing of your love for - e - ver. I could sing of your love.

15 16 17

Dm7 C/E F G F

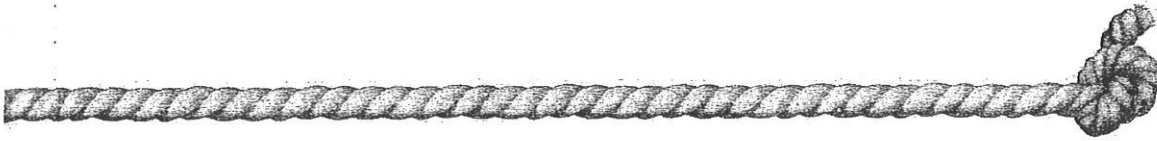
for - e - ver. I could sing of your love for - e - ver.

18 19 20

2. C5 Dm7 F G

I could sing of your love for - e - ver. I could sing of your love for - e - ver.

21 22 23 24



D5 Em7 G

I could sing of your love____ for-e - ver.____ I could sing of your love__

25 26 27

Detailed description: This system contains the first three measures of the piece. The vocal line starts with a quarter rest, followed by a quarter note G4, a quarter note A4, a quarter note B4, a quarter note C5, a quarter note B4, a quarter note A4, a quarter note G4, and a quarter rest. The piano accompaniment features a steady eighth-note bass line in the left hand and chords in the right hand. Measure numbers 25, 26, and 27 are indicated at the bottom.

A B5 D5 Em7

__ for - e - ver.____ I could sing of your love____ for - e - ver.____

28 29 30

Detailed description: This system contains measures 28 to 30. The vocal line begins with a quarter rest, followed by a quarter note G4, a quarter note A4, a quarter note B4, a quarter note C5, a quarter note B4, a quarter note A4, a quarter note G4, and a quarter rest. The piano accompaniment continues with similar patterns. Measure numbers 28, 29, and 30 are indicated at the bottom.

G A D5

I could sing of your love____ for-e - ver.____ I could sing of your love__

31 32 33

Detailed description: This system contains measures 31 to 33. The vocal line starts with a quarter rest, followed by a quarter note G4, a quarter note A4, a quarter note B4, a quarter note C5, a quarter note B4, a quarter note A4, a quarter note G4, and a quarter rest. The piano accompaniment features a steady eighth-note bass line. Measure numbers 31, 32, and 33 are indicated at the bottom.

G Bm C#m5 D5 G Bm C#m5 D5

__ for-e - ver.____ I could sing of your love____ for-e - ver.____

34 35 36 37

Detailed description: This system contains measures 34 to 37. The vocal line begins with a quarter rest, followed by a quarter note G4, a quarter note A4, a quarter note B4, a quarter note C5, a quarter note B4, a quarter note A4, a quarter note G4, and a quarter rest. The piano accompaniment includes a final measure with a fermata. Measure numbers 34, 35, 36, and 37 are indicated at the bottom.

I Have Decided to Follow Jesus

Traditional

1. I have de - cid - ed to fol - low Je - sus, I have de -
2. The world be - hind me, the cross be - fore me; The world be -
3. Tho' none go with me, I still will fol - low, Tho' none go
4. Will you de - cide now to fol - low Je - sus? Will you de -

cid - ed to fol - low Je - sus, I have de - cid - ed
hind me, the cross be - fore me; The world be - hind me,
with me, I still will fol - low, Tho' none go with me,
cide now to fol - low Je - sus? Will you de - cide now

to fol - low Je - sus, No turn - ing back, — no turn - ing back. —
the cross be - fore me, No turn - ing back, — no turn - ing back. —
I still will fol - low, No turn - ing back, — no turn - ing back. —
to fol - low Je - sus? No turn - ing back, — no turn - ing back. —

14. I Have the Joy

Arr. by H. D. L.



1. I have the joy, joy, joy, joy, down in my heart,
2. I have the love of Je - sus, love of Je - sus, down in my heart,



*Down in my heart, *down in my heart; I have the joy, joy,
Down in my heart, down in my heart; I have the love of Je - sus,



joy, joy, down in my heart, *Down in my heart to stay.
love of Je - sus, down in my heart, Down in my heart to stay.

* "where?"

2009 VBS Theme Hymn

I Heard the Voice of Jesus Say

I heard the voice of Jesus say, "Behold, I freely give

The living water; thirsty one, stoop down and drink and live."

I came to Jesus and I drank of that life giving stream;

My thirst was quenched, my soul revived, and now I live in him.

I Love You, Lord

I love you, Lord, _____ and I lift my voice _____

C7 F F Gm/F F

to wor - ship you, O my soul re -

F Bb F/C C7 F/C C F/C

gregation: Unison

WORDS: Laurie Klein (Ps. 35:9)

MUSIC: Laurie Klein

© 1978 House of Mercy Music, admin. by Maranatha! Music c/o The Copyright Co.

I LOVE YOU, LORD
Irregular

oice. Take joy, my King, _____ in what you hear, _____

C C/E F F Gm/F F

— may it be a sweet, sweet sound, in your

F F7 Eb/F F7 Bb F/C C C7

Repeat ending | Song ending

ear. I ear.

Repeat ending | Song ending

F Bb/F F Bb/C F Bb/F F

Into My Heart

143

Words and Music by
HARRY D. CLARKE

F C

In - to my heart, in - to my heart, Come in - to my

The first system of music features a treble and bass staff in 4/4 time. The treble staff has a key signature of one flat (Bb) and a common time signature. The melody begins with a quarter note G4, followed by quarter notes A4, Bb4, and C5. The bass staff provides a simple accompaniment with quarter notes G2, Bb2, and C3. Chord symbols 'F' and 'C' are placed above the first and fifth measures, respectively.

C7 F Bb F

heart, Lord Je - sus. Come in to - day, come

The second system continues the melody. The treble staff shows a quarter note D5, followed by quarter notes E5, F5, and G5. The bass staff continues with quarter notes G2, Bb2, and C3. Chord symbols 'C7', 'F', 'Bb', and 'F' are placed above the first, second, fourth, and fifth measures.

C7sus C7 F Bb F C7 F Csus C C7 F

in to stay; Come in - to my heart, Lord Je - sus.

The third system concludes the piece. The treble staff shows a quarter note G5, followed by quarter notes F5, E5, and D5. The bass staff continues with quarter notes G2, Bb2, and C3. Chord symbols 'C7sus', 'C7', 'F', 'Bb', 'F', 'C7', 'F', 'Csus', 'C', 'C7', and 'F' are placed above the measures.

Copyright © 1924. Renewal 1952 by Hope Publishing Company, Carol Stream, IL 60187.
All rights reserved. Used by permission.

I WILL CALL UPON THE LORD

Michael O'Shields

C F/C C

I will call up - on the Lord, I will call up - on the

C F/C C F/C C F/C

Who is wor - thy to be praised. So shall I be
Lord, Who is wor - thy to be praised.

C F/C C F/C

saved from mine en - e - mies. So shall I be saved from mine en - e - mies.

C Dm7 C/E C F C

The Lord liv - eth and bless - ed be the Rock and may the

F F F#m7(b5)Gsus G

God of my sal - va - tion be ex - alt - ed The

F C

C Dm7 C/E C F C
 Lord liv - eth and bless - ed be the Rock and may the
 F C F/C C Gsus G C
 God of my sal - va - tion be ex - alt - ed.

Copyright ©1975 Sound III, Inc. Admin. by Tempo Music
 All Rights Reserved. International Copyright Secured. Used by Permission.

CCLI #682582

If You're Happy

TRADITIONAL

(♩ = 112)

1. If you're
 (2. If you're)
 (3. If you're)

F C7

hap - py and you know it, clap your hands. (clap, clap) If you're
 hap - py and you know it, stamp your feet. (stamp, stamp) If you're
 hap - py and you know it, say "A - men." ① A - ② men! If you're

F

hap - py and you know it, clap your hands. (clap, clap) If you're
 hap - py and you know it, stamp your feet. (stamp, stamp) If you're
 hap - py and you know it, say "A - men." ① A - ② men! If you're

B_b F

hap - py and you know it, then your face will sure - ly show it. If you're
 hap - py and you know it, then your face will sure - ly show it. If you're
 hap - py and you know it, then your face will sure - ly show it. If you're

C7 F repeat to mea. 5 - twice

hap - py and you know it, clap your hands. (clap, clap) If you're
 hap - py and you know it, stamp your feet. (stamp, stamp) If you're
 hap - py and you know it, say "A - men." ① A - ② men! If you're

① Draw right fist up to shoulder ② Extend fist over head in victory

hap - py and you know it, do all three. (clap, clap, stamp, stamp) A - men! If you're

hap - py and you know it, do all three. (clap, clap, stamp, stamp) A - men If you're

hap - py and you know it, then your face will sure - ly show it. If you're

hap - py and you know it, do all three. (clap, clap, stamp, stamp) A - men! If you're

hap - py and you know it, then your face will sure - ly show it. If you're

hap - py and you know it, do all three. (clap, clap, stamp, stamp) A - men!

I'M IN THE LORD'S ARMY

Old Tune

Unknown

Arr. by H.D.L.

① I may nev-er march in the in-fant-ry, ② Ride in the cav-al-ry,

③ Shoot in the ar-till-er-y; ④ I may nev-er fly der the en-e-my, But

Fine ⑤ I'm in the Lord's army. ⑥ I'm in the Lord's army, ⑦ I'm in the Lord's army;
D.C. al Fine

MOTIONS: ① Place hand over heart. ② Mark time, swinging arms at side. ③ Hold arms at side as tho' holding reins, and bounce up and down as on horseback. ④ Make motion as tho' shooting a rifle, with thumbs up. ⑤ Hold arms out stiff, moving them up and down as tho' they were wings of a plane. ⑥ Hand on heart, point to heaven, raise arm in salute, dropping smartly to side in cadence.

NOTE: Some repeat the salute motions with the first two lines of the chorus; others merely raise hand to forehead in the regular salute for the two lines.

"In Christ Alone"

A E A B C#m A B

In Christ a - lone my hope is found, He is my light, my strength, my

E A E A B C#m

song; This cor - ner stone, this sol - id ground, firm through the

A B E E/G# A E

fier - cest drought and storm. What weight of love, what depths of

B E/G# A C#m B A

peace, when fears are stilled, when striv - ing cease! My com - fort -

E A B C#m A B E

ter, my all in all, here in the love of Christ I stand.

2. In Christ alone, who took on flesh, Fullness of God in helpless babe.
This gift of love and righteousness, Scorned by the ones He came to save.
Till on that cross, as Jesus died, The wrath of God was satisfied;
For every sin on Him was laid, Here in the death of Christ I live.
3. There in the ground His body lay, Light of the world by darkness slain;
Then bursting forth in glorious day Up from the grave he rose again!
And as He stands in victory Sin's curse has lost its grip on me,
For I am His and He is mine-Bought with the precious blood of Christ.
4. No guilt in life, no fear in death, This is the power of Christ in me;
From life's first cry to final breath, Jesus commands my destiny.
No power of hell, no scheme of man, Can ever pluck me from His hand;
Till He returns or calls me home, Here in the power of Christ I'll stand!

In His Time

Words and Music by
DIANE BALI

Rubato

Cmaj⁹

8^{va}

Fmaj⁹

mp

Ped.

*

Ped.

*

5 Cmaj⁹

Fmaj⁹

8^{va}

simile

9 Dm¹¹

Fmaj⁹
G

F
G

G7

rit.

13

In tempo ♩ = 83

mp

1. In His
(2. In Your)

Am⁷

C²

5 3rd time: Instrumental

time, in His time;
time, in Your time;

Dm⁷ G7 C

He makes all things beau - ti - ful in His
You make all things beau - ti - ful in Your

G A Am⁷ Dm⁷ F/G G7

3rd time (D.S.): repeat 1st verse

time. (D.S.) Lord, please show me to ev - 'ry
time. Lord, my life to You I

C C⁹ sus B_b/C C Fmaj⁷

day ring; As You're teach - ing me Your way, That You
ring; May each song I have to sing sing Be to

G G/F Em⁷ Am⁷ G/A Am⁷

3rd time to Coda

1.

do just what You say in in Your time.
 You a love - ly thing in in Your Your

Dm7 G7 F/G G7 C

2.

Instrumental

D.S. al CODA

2. In Your time.

Am7 C Am7

33 CODA

time. In Your time,

C Am7 Dm7

in Your time; You make all things beau - ti -

C G/A Am7 Dm7

40

ful in Your time. Lord, my

$\frac{E}{G}$ G7 C C⁹_{sus} $\frac{Bb}{C}$ C

43

life to You I bring; May each song I have to sing Be to

Fmaj⁷ G $\frac{G}{F}$ Em⁷ Am⁷

47

You a love - ly thing in Your time, Be to

Dm⁷ G7 $\frac{E}{G}$ G7 C Am⁷ $\frac{G}{A}$ Am⁷

rit.

You a love - ly thing in Your time.

Dm⁷ G7 $\frac{E}{G}$ G7 Cmaj⁹ C²

rit.

ISAIAH 43

Author Unknown

Capo III

Bm Bm/A G

1. When you pass through the wa - ters, I will be with you
2. When you walk through the fire, You'll not be burned.

C G Bm Bm/A G A G D

And the waves will not ov - er - come you. Do not fear. For
And the flames will not con - sume you. Do not fear For

A G C G Bm Bm/A G

I have re - deemed you. I have called you by name, you are mine
I have re - deemed you. I have called you by name, you are mine.

A D Cadd9

17 **Women:** I am the Lord your God

Men: For I am the Lord your God I am the Lord Your

God Em A Em A

21 **Unison:** I am the Ho - ly One of Is - ra - el Your

G Cadd9 A D

24 **Women:** I am the Lord your

Sa - vior. **Men:** For I am the Lord your God

28 Cadd9 God God Em A

Unison: I am the Lord Your God I am the Ho - ly One of

Em A G Cadd9 A D D/C#

31 Women: Do not

Men: I am the Lord

35 D/B fear D/A Do G Do not D/F# Em fear A D Do not D/C#

I am the Lord I am the Lord

39 D/B fear D/A Do G Do not Em fear A

I am the Lord

ISN'T HE WONDERFUL

Handwritten musical notation for the first system. The top staff is in treble clef with a key signature of one sharp (F#) and a common time signature (C). The melody consists of quarter notes: G4, A4, B4, C5, B4, A4, G4. Chords G and C are written above the staff. The bottom staff is in bass clef with a key signature of one sharp (F#). The melody consists of quarter notes: G2, F#2, E2, D2, C2, B1, A1. Chords D7 and G are written above the staff. The lyrics are: "Is-nt He won-der-ful, won-der-ful, won-der-ful".

Is-nt He won-der-ful, won-der-ful, won-der-ful

Handwritten musical notation for the second system. The top staff is in treble clef with a key signature of one sharp (F#) and a common time signature (C). The melody consists of quarter notes: G4, A4, B4, C5, B4, A4, G4. Chord C is written above the staff. The bottom staff is in bass clef with a key signature of one sharp (F#). The melody consists of quarter notes: G2, F#2, E2, D2, C2, B1, A1. Chord C is written above the staff. The lyrics are: "seen, ears have heard, It's re-cord-ed in God's".

seen, ears have heard, It's re-cord-ed in God's

Handwritten musical notation for the third system. The top staff is in treble clef with a key signature of one sharp (F#). The melody consists of quarter notes: G4, A4, B4, C5, B4, A4, G4. Chords D7 and G are written above the staff. The bottom staff is in bass clef with a key signature of one sharp (F#). The melody consists of quarter notes: G2, F#2, E2, D2, C2, B1, A1. Chords D7 and G are written above the staff. The lyrics are: "word. Isn't Je-sus, my Lord, won-der-ful!".

word. Isn't Je-sus, my Lord, won-der-ful!

THE PEACE LOVE JOY MEDLEY

"I've Got Peace Like a River" all verses, medley ending 3rd time. "Down in My Heart" all verses, medley ending 3rd time.

195

I've Got Peace Like a River

Spiritual
Arr. by Joseph Linn

The musical score is written in 4/4 time with a key signature of one sharp (F#). It consists of four systems of music. The first system shows the beginning of the piece with a treble clef and a bass clef. The second system continues the melody and accompaniment. The third system includes the first three verses of lyrics: "1. I've got peace like a", "2. I've got love like an", and "3. I've got joy like a". The fourth system continues the melody and accompaniment, ending with a double bar line.

1. I've got peace like a
2. I've got love like an
3. I've got joy like a

riv - er, I've got peace like a riv - er, I've got
o - cean, I've got love like an o - cean, I've got
foun-tain, I've got joy like a foun-tain, I've got

GOD'S LOVE AND CARE

G Em A⁹ A⁶ A⁷ D A⁷/_E

peace like a riv - er in my soul.
 love like an o - cean in my soul.
 joy like a foun - tain in my soul.

D G G B⁷

I've got peace like a riv - er, I've got
 I've got love like an o - cean, I've got
 I've got joy like a foun - tain, I've got

C C/G G C/D G Em

peace like a riv - er, I've got peace like a
 love like an o - cean, I've got love like an
 joy like a foun - tain, I've got joy like a

A⁹ D D⁷ Song ending G G⁷ C/G G (D. S.)

riv - er in my soul.
 o - cean in my soul.
 foun - tain in my soul.

Medley ending G C/G G G

soul. Joy like a

I WILL SING OF THE MERCIES OF THE LORD

Psalm 89:1

J. H. Filmore

D.S. al Fine

J

Jacob's Ladder

Genesis 28:12-22

TRADITIONAL

(♩ = 104) $\frac{C}{G}$

G7 C E/C C

Arr. © Copyright 1993 Cedarhurst Music Publishing/ASCAP,
P.O. Box 680145, Franklin, TN 37068-0145, U.S.A. All rights reserved.

1. We are climb - ing Ja - cob's lad - der,
2. Ev - 'ry round goes high - er, high - er,
3. Sin - ner, do you love my Je - sus?
4. If you love Him, why not serve Him?
5. Rise and shine and give God glo - ry.

G G9 E/C C

we are climb - ing Ja - cob's lad - der,
ev - 'ry round goes high - er, high - er,
Sin - ner, do you love my Je - sus?
If you love Him, why not serve Him?
rise and shine and give God glo - ry.

F E/C C

we are climb - ing Ja - cob's lad - der,
ev - 'ry round goes high - er, high - er,
Sin - ner, do you love my Je - sus?
If you love Him, why not serve Him?
rise and shine and give God glo - ry.

1. G7 C G

sol - diers of the cross.

2. C mkn F E A C6 C

cross.

1

Jesus in the Morning

TRADITIONAL
Arr. by SONNY SALSBUURY

Musical notation for the first system, featuring a treble and bass clef with a key signature of one sharp (F#). The melody is written in the treble clef, and the bass line is in the bass clef. Chords G, C/G, and G7 are indicated above the staff. The lyrics are: Je - sus, Je - sus,

Musical notation for the second system, continuing the melody and bass line. Chords C, G, C/G, G, G, and C/G are indicated above the staff. The lyrics are: Je - sus in the morn - ing, Je - sus at the noon - time, Je - sus,

Musical notation for the third system, concluding the melody and bass line. Chords F#m7, B7, Em, G7/D, C, Am7, D7, and G are indicated above the staff. The lyrics are: Je - sus, Je - sus when the sun goes down.

- 2. Love Him
- 3. Serve Him
- 4. Thank Him
- 5. Praise Him

Jesus Loves Even Me

126

Words and Music by
PHILIP P. BLISS

F C7/E E A Dm Dm7 Gm Am7

I am so glad that our Fa-ther in heav'n Tells of His love in the
Won-der-ful things in the Bi-ble I see; This is the dear-est, that

BbM7 C7 F F F7 Bb

Book He has giv'n. I am so glad that Je - sus loves me,
Je - sus loves me.


1 C7 F C7 F 2 C7 F

Je - sus loves me, Je - sus loves me. Je - sus loves e - ven me!


JESUS LOVES ME

ANNA B. WARNER

WM H BRADBURY



Je - sus loves me! This I know, For the Bi - ble tells me so;



Lit - tle ones to Him be - long, They are weak, but He is strong.

CHORUS



Yes, Je - sus loves me, Yes, Je - sus loves me, Yes, Je - sus loves me, The Bi - ble tells me so.

Jesus Loves The Little Children

Luke 18:16

Rev. C. H. WOOLSTON

GEORGE F. ROOT

(♩ = 104)

Ab

1., 3. Je - sus loves the lit - tle chil - dren,
2. Je - sus died for all the chil - dren,

E^b Ab E^b

all the chil - dren of the world; red, brown,
all the chil - dren of the world; red, brown,

Ab Ab C D^b Ab Ab C

yel - low, black and white, they are pre - cious in His sight, Je - sus
yel - low, black and white, they are pre - cious in His sight, Je - sus

D^b E^b Ab

loves the lit - tle chil - dren of the world.
died for all the chil - dren of the world.

Recorded version repeats verse 1

Jesus Loves the Little Ones

32

Traditional
Arr. by Lyndell Leatherman

1. Je - sus loves the lit - tle ones like me, me, me. Je - sus loves the
2. Je - sus loves the lit - tle ones like you, you, you. Je - sus loves the

lit - tle ones like me, me, me. Lit - tle ones like me
lit - tle ones like you, you, you. Lit - tle ones like you

sat up - on His knee. Je - sus loves the lit - tle ones like me, me, me.
saves them thro' and thro'; Je - sus loves the lit - tle ones like you, you, you.

Arr. © 1988 by Lillenas Publishing Company (SESAC). All rights reserved.
Administered by The Copyright Company, 40 Music Square East, Nashville, TN 37203.

JESUS, I MY CROSS HAVE TAKEN

Words by Henry Lyte
 Music by Mozart
 (alt. by Bill Moore)

CAPO II

1. Je - sus I my cross have ta - ken,
 2. Let the world de - spise and leave me,
 3. Man may trou - ble and di - stress me,
 4. Go then earth - ly fame and trea - sure,

3 All to leave and fol - low Thee
 They have left my sa - vior too
 Twill but drive me ter, scorn thy and breast
 Come di - sas -

5 Des - ti - tute, de - spised, for - sa - ken
 Hu - man hearts and looks hard me,
 Life with tri - als vice hard pain may is ceive press me,
 In thy ser - vice pain is plea - sure,

7 Thou from hence my all shalt be
 Thou art will thy bring fa - me vor them sweet un - er - true
 Heaven will thy fa - me vor them sweet un - er - true
 With thy fa - me vor them sweet un - er - true gain

9 Per - ish ev - ery fond am - bi - tion,
 Oh while thou dost smile u - pon me,
 Oh 'tis not in thee grief to harm me,
 I have called thee A - bba Fa - ther,

11 Bm Bm/A G D

All I've sought or hoped or known
 God While thy wis love dom, love and might
 I have stayed my heart on me thee

13 Bm Bm/A G D

Yet how rich is and my friends con - di - tion,
 Foes may 'twere hate and in joy dis - own me,
 Storms may not howl and clouds may charm ga - ther,

15 Em D/F# G A

God Show and thy heaven are and still my
 Were All that must face joy un for all mixed is
 All joy work for good with to

17 D G D A

own
 bright
 thee
 me

5. Soul then know thy full salvation
 Rise o'er sin and fear and care
 Joy to find in every station,
 Something still to do or bear
 Think what Spirit dwells within thee,
 Think what Father's smiles are thine
 Think that Jesus died to win thee,
 Child of heaven, canst thou repine

6. Haste thee on from grace to glory,
 Armed by faith and winged by prayer
 Heaven's eternal day's before thee,
 God's own hand shall guide thee there
 Soon shall close thy earthly mission,
 Soon shall pass thy pilgrim days
 Hope shall change to glad fruition,
 Faith to sight and prayer to praise.

JESUS, NAME ABOVE ALL NAMES

Luke 1:32

Naida Hearn

D2 F#m7

Je - sus, name a - bove all names, beau - ti - ful

Em7 A

Sav - ior, glo - ri - ous Lord. Em -

D2 F#m7

man - u - el, God - is with us, bless - ed Re -

Em7	A7	Optional Repeat	Final Ending
		D2 G/A A	D2

deem - er, liv - ing Word. Word.

Jesus! What a Friend for Sinners!

498

A friend of ... "sinners." Matt. 11:19

1. Je - sus! what a Friend for sin - ners! Je - sus! lov - er of my soul; |
 2. Je - sus! what a strength in weak - ness! Let me hide my - self in him; |
 3. Je - sus! what a help in sor - row! While the bil - lows o'er me roll, |
 4. Je - sus! what a guide and keep - er! While the tem - pest still is high, |
 5. Je - sus! I do now re - ceive him, more than all in him I find; |

friends may fail me, foes as - sail me, he, my Sav - ior, makes me whole. |
 tempt - ed, tried, - and some - times fail - ing, he, my strength, my vic - t'ry wins. |
 • e - ven when my - heart is break - ing, he, my com - fort, helps my soul. |
 storms a - bout me, night o'er - takes me, he, my pi - lot, hears my cry. |
 he hath grant - ed - me for - give - ness, I am his, and he is mine. |

REFRAIN

Hal - le - lu - jah! what a Sav - ior! Hal - le - lu - jah! what a Friend! |

Sav - ing, | help - ing, | keep - ing, | lov - ing, | he is with me to the end.

Joshua

Negro Spiritual
Arr. by Bill Floyd

Dm *Gm*

Josh - ua fit the bat-tle of Jer - i - cho, Jer - i - cho,

A *Dm*

Jer - i - cho, Josh - ua fit the bat - tle of

Bb *Dm/A* *A7* *Dm* *Fine*

Jer - i - cho, and the walls came a tum-bel-in' down.

Dm *C*

1. You may talk a - bout the man of Gid - e - on, you may
2. Up to the walls of Jer - i - cho he
3. Then the lamb, ram, sheep - horns be - gan to blow, the

B \flat A Dm C

talk a-bout the man of Saul, There's none like good old
 marched with spear in hand, "Go blow those ram-horns."
 trum-pets be-gan to sound; And Josh-ua com-mand-ed the

B \flat Dm/A A \flat Dm A

Josh-ua at the bat-tle of Jer-i-cho, Oh.
 Josh-ua cried, "Cause the bat-tle is in my hands," Oh.
 chil-dren to shout! and the walls came tum-blin' down. Oh.

*literally shout

K

Kids Telling Kids

Words and Music by
Tom & Robin Brooks

Moderately, Shuffle

B \flat

B \flat maj 7

B \flat 6 G $^+$ /B

Cm

Cm $^+7$

Kids tell - ing kids a - bout the love of Je - sus, kids tell - ing kids a - bout the

Cm 7

F 7

Cm 7

G $^+$

Cm 7

F 7

Lord. Kids tell - ing kids the way to be hap - py,

B \flat maj 7

B \flat 6

Fm 7

B \flat 7

E \flat

and what we're liv - ing for. — If you want to be hap - py, don't

D 7

Gm

C 7

want to be blue, — ask the Lord — to live in you, —

— and join the kids tell - ing kids tell - ing kids a - bout the Lord.

B^bmaj⁷ E^b/B^b B^b B^bmaj⁷ B^b6 Cm⁷ F⁷

1. Wher - ev - er I go, I try to show
2. — If you need a brand new start,

B^bmaj⁷ Gm⁷ Cm⁷ F⁷ Cm⁷ F⁷

all the love I've come to know and it's plain to see, it's the
ask the Lord to live in your heart. He will be your friend, when you're

B^b F/A Gm⁷ C⁷ F⁷

Lord in me. So, come a - long and join us. We're the
born a - gain. So, come a - long and join us. We're the

D. C.

⊕ CODA

kids a - bout the Lord. Kids tell - ing kids tell - ing

E^bmaj⁷ F⁷sus Dm⁷ G Cm⁷ Dm⁷ *repeat once*

B^bmaj⁷ F⁷sus B^b

kids a - bout the Lord. That's us!

King of Kings

The musical score is written in 4/4 time with a key signature of one sharp (F#). It consists of three systems of music, each with a treble and bass staff. Chords are indicated above the treble staff: Em, B7, and Em in the first system; B7 and Em in the second system; and B7, Em, B7, and Em in the third system. Handwritten lyrics are present in both the treble and bass staves, often providing alternative phrasings or clarifications to the printed lyrics.

System 1:
 Treble: King of kings and Lord of lords, glo-ry, hal-le-lu-jah!
 Bass: Jesus is my great pro-tec-tor I will trust in him

System 2:
 Treble: King of kings and Lord of lords, glo-ry, hal-le-lu-jah! Je-sus, Prince of Peace,
 Bass: I'm His sheep and he's my shephard I will trust in him Jesus great protector

System 3:
 Treble: glo-ry, hal-le-lu-jah! Je-sus, Prince of Peace, glo-ry, hal-le-lu-jah!
 Bass: I will praise his name



Lift High The Cross

George W. Kitchin
Michael R. Newbolt

Sydney H. Nicholson

Buoyantly!

C G7 C D/F# G G7

Lift high the cross, the love of Christ pro - claim Till

Detailed description: This system contains the first two staves of music. The top staff is the treble clef and the bottom staff is the bass clef. The key signature has one sharp (F#) and the time signature is 4/4. The melody is in the treble clef. Chord symbols are placed above the staff: C, G7, C, D/F#, G, G7. The lyrics are written below the treble staff.

C G7 C Dm7 Em/G F/A G/B F/A Em/G Dm Dm7 G7 C

all the world a - dore His sac - red name.

Detailed description: This system contains the third and fourth staves of music. The top staff is the treble clef and the bottom staff is the bass clef. The key signature has one sharp (F#) and the time signature is 4/4. The melody continues in the treble clef. Chord symbols are placed above the staff: C, G7, C, Dm7, Em/G, F/A, G/B, F/A, Em/G, Dm, Dm7, G7, C. The lyrics are written below the treble staff.

Em Am D G/B C B Em Am/C B Em


Come, Chris - tians, fol - low where our Cap - tain trod, Our
Led on their way by this tri - um - phant sign, The
Let ev' - ry race and ev' - ry lan - guage tell Of
O Lord, once lift - ed on the glo - rious tree, As
So shall our song of tri - umph e - ver be: _____

Detailed description: This system contains the fifth and sixth staves of music. The top staff is the treble clef and the bottom staff is the bass clef. The key signature has one sharp (F#) and the time signature is 4/4. The melody continues in the treble clef. Chord symbols are placed above the staff: Em, Am, D, G/B, C, B, Em, Am/C, B, Em. The lyrics are written below the treble staff.

Am D G Bm C G/D D G

King vic - to - rious, Christ the Son of God.
hosts of God in con - qu'ring ranks com - bine.
Him who saved our souls from death and hell.
Thou hast prom - ised, draw us all to Thee.
Praise to the Cru - ci - fied for vic - to - ry!

Detailed description: This system contains the seventh and eighth staves of music. The top staff is the treble clef and the bottom staff is the bass clef. The key signature has one sharp (F#) and the time signature is 4/4. The melody continues in the treble clef. Chord symbols are placed above the staff: Am, D, G, Bm, C, G/D, D, G. The lyrics are written below the treble staff.



LITTLE DAVID, PLAY ON YOUR HARP *Spiritual*

Chorus (A7)

Lit-tle Da-vid play on your harp, Hal-le-
 lu, hal-le-lu, Lit-tle Da-vid play on your
 harp, Hal-le-lu. — Lit-tle Da-vid play on your
 harp, Hal-le-lu, hal-le-lu, Lit-tle Da-vid
 play on your harp, Hal-le-lu. —

verse

Lit-tle Da-vid was a shep-herd boy, He
 Killed Go-li-ath and shout-ed for joy. —

Little Lamb

(Luke 15)

J. M. N.

JOHN M. NIELSON

C Em Dm7 G7 C C

1. Lit - tle lamb that
 2. Lit - tle coin fell
 3. Fa - ther's son went

F6 G7 C

went a - stray, Could-n't get home at the end of day. —
 on the floor; La - dy on - ly had nine more. —
 far a - way, Wast - ed all in sense - less play. Be -

C7/E F C/C

Shep - herd went and looked a - bout. Saw his lit - tle lamb and
 Got her broom and swept the room; Hap - pi - ness and joy re -
 fore too long he con - fessed the wrong, Dad - dy planned a feast and

Dm7 G7 C C C/E F C

start - ed to shout: "I've found my sheep that went a - stray,
 placed her gloom; "I've found my coin; it's lost no more.
 sang this song: "My son's a - live that once was dead;

C C/E F C N/C

Found be - fore the break of day. Please come sing this
 Found it here up - on the floor. Please come sing this
 Roast the meat and bake the bread. Please come sing this

Ab7 C Em 1, 2 Dm7 G7 C D.C.

song with me; My lamb is back where it should be."
 song with me; My coin is back where it should be."
 song with me; My son is back where it should be."

3 Dm7 G7 C C C/E F C

he should be. *I've found the lamb that went a - stray, more.
 Found my coin; it's lost no - was dead;
 Son's a - live that once was dead;

C C/E F C C rit. Em

Found it at the break of day. Please come sing this
 Found it here up - on the floor.
 Roast the meat and bake the bread.

Am Ab7 C/G a tempo Em Dm7 G7 C

song with me; Ev - 'ry - thing's back where it should be."

*These 3 phrases may be sung by 3 soloists, with everyone coming back in at "please come sing ...".

Lord, Be Glorified

Words and Music by
BOB KILPATRICK

John 17:4,5

C G/B Am Em

In my life, Lord,
(Your church,)

Dm7 Dm7/C Bb G7sus G7

be glo - ri - fied, be glo - ri - fied,

C G/B Am Em

In my life, Lord,
(Your church,)

Dm7 G7sus G7 C

be glo - ri - fied to - day.

Lord, I Lift Your Name on High

Words and Music by
RICK FOUNDS

Steadily in four ♩ = 100

G(no3) C²/_E Dsus D C G(no3) C²/_E Dsus D C

The musical score is written in 4/4 time with a key signature of one sharp (F#). It consists of three systems of music. Each system includes a vocal line and a piano accompaniment. The piano accompaniment features chords and a bass line. The lyrics are: "Lord, I lift Your name on high. Lord, I love to sing Your praises. I'm so glad You're in my life." The score includes dynamic markings such as *mp* and measure numbers 5 and 8.

5 *mp*

Lord, I lift Your name— on high. Lord, I love to sing— Your

G(no3) C D C² G(no3) C

8

prais - es. I'm so glad You're in— my life.

D C² G C D C² C C²

11

I'm so glad You came to save us.

G C D Dsus D C2 (no3)

13

You came from heav - en to earth to show the way.

G C C G D C

15

from the earth to the cross my debt to pay.

G C C G D C

17

from the cross to the grave, from the grave to the sky.

G Am7 D Em7

19

1.




Lord, I lift Your name on high.

Am7 C/D D G(no3) C2/E Dsus D C



22

2.

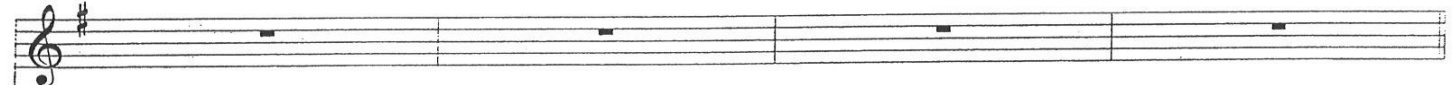


high.

G(no3) C2/E Dsus D C Em



25



G C Am7(4) C2(no3)



29

f



You came from heav - en to earth to show the way,

G C G/C D C



Lord, Listen To Your Children Praying

Ken Medema

D D⁷ G

Lord, lis - ten to your chil - dren pray - - ing

Detailed description: This system contains the first line of music. It features a treble clef with a key signature of one sharp (F#) and a common time signature. The melody starts on a whole note G4, followed by quarter notes A4, B4, C5, and B4. The bass line consists of a whole note G2, followed by quarter notes A2, B2, and C3. Chord diagrams for D, D7, and G are shown above the staff. The lyrics are "Lord, lis - ten to your chil - dren pray - - ing".

D A⁷sus⁴ A⁷

Lord, send your Spir-it in this place;

Detailed description: This system contains the second line of music. The treble clef melody starts with a whole note D4, followed by quarter notes E4, F#4, and G4. The bass line has a whole note D2, followed by quarter notes E2, F#2, and G2. Chord diagrams for D, A7sus4, and A7 are shown above the staff. The lyrics are "Lord, send your Spir-it in this place;".

D D⁷ G

Lord, lis - ten to your chil - dren pray - - ing send us

Detailed description: This system contains the third line of music. The treble clef melody starts with a whole note D4, followed by quarter notes E4, F#4, and G4. The bass line has a whole note D2, followed by quarter notes E2, F#2, and G2. Chord diagrams for D, D7, and G are shown above the staff. The lyrics are "Lord, lis - ten to your chil - dren pray - - ing send us".

D A D

love, send us power, send us grace!

Detailed description: This system contains the fourth line of music. The treble clef melody starts with a whole note D4, followed by quarter notes E4, F#4, and G4. The bass line has a whole note D2, followed by quarter notes E2, F#2, and G2. Chord diagrams for D, A, and D are shown above the staff. The lyrics are "love, send us power, send us grace!".

Lord, I Want to Be a Christian

530

Like newborn babies, crave pure spiritual milk, so that by it you may grow up in your salvation. 1 Pet. 2:2

1. Lord, I want to be a Chris - tian in my heart, in my heart.
2. Lord, I want to be more lov - ing in my heart, in my heart.
3. Lord, I want to be more ho - ly in my heart, in my heart.
4. Lord, I want to be like Je - sus in my heart, in my heart.

Lord, I want to be a Chris - tian in my heart.
Lord, I want to be more lov - ing in my heart.
Lord, I want to be more ho - ly in my heart.
Lord, I want to be like Je - sus in my heart.

In my heart, in my heart, in my heart, in my heart,

Lord, I want to be a Chris - tian in my heart.
Lord, I want to be more lov - ing in my heart.
Lord, I want to be more ho - ly in my heart.
Lord, I want to be like Je - sus in my heart.

M

Make Me A Servant

Kelly Willard

$\text{♩} = 90$
F/C Bb/C F/C Bb/C

mp

5 ♩ F Dm7(4) Gm7(4) Gm7/C C

Make me a serv - ant, hum - ble and meek;

9 Gm7(4) Gm7/C C7 Bb/F F Gm/C F A

Lord, let me lift up those who are weak.

13 Dm F/C Dm/B Bbm⁶

And may the prayer of my heart al - ways be:

© 1982 Maranatha! Music and Willing Heart Music, Admin. by Maranatha! Music
All Rights Reserved. International Copyright Secured. Used by Permission
CCLI # 33131

NOTICE: This song may be prepared for congregation use under the terms of your CCLI license.
However, if you are not a CCLI license holder, any duplication, adaptation, arranging and/or transmission of this copyrighted music file
requires the written consent of the Copyright owner(s) and MARANATHA! MUSIC.
Unauthorized uses are an infringement of the Copyright Laws of the United States and other countries.

0003a6f6-4a00-0003-5f52-4d53534f4c52

17 F²/A Gm7(4) F²/A Bb²

Make me a serv - ant. make me a serv - ant.

21 F²/C C⁷sus 3rd time to Coda ⊕ 1. F F

Make me a serv - ant to - day.

Marvelous Grace

HYMN

1 & 2

1. Mar - vel - ous grace of our lov - ing Lord, grace that ex - ceeds our
2. Sin and de - spair like the sea waves cold, threa - ten the soul with
3. Dark is the stain that we can - not hide, what can a - veil to

sin and our guilt, yon - der on Cal - va - ry's mount out - poured,
in - fi - nite loss; grace that is great - er, yes, grace un - told,
wash it a - way? Look! there is flow - ing a crim - son tide;

REFRAIN

there where the blood of the Lamb was spilt. Grace, grace,
points to the Ref - uge, the might - y cross. Mar - vel - ous grace,
whit - er than snow you may be to - day.

God's grace, grace that will par - don and cleanse with - in; grace,
in - fi - nite grace, mar - vel - ous

grace, God's grace, grace that is great - er than all our sin.
grace, in - fi - nite grace,

Mighty Is Our God

Words and Music by
Eugene Greco, Don Moen &
Gerrit Gustafson

Energetic

G Bm7 G/B C

G Bm7 G/B C

Might-y is__ our God,___ might-y is__ our King. ___
Glo - ry to__ our God,___ glo - ry to__ our King. ___

G Bm7 G/B Em

Am7 C/D D7 G | 1. C/D

Might-y is__ our Lord,___ rul - er of ev - 'ry - thing. ___
Glo - ry to__ our Lord,___ rul - er of ev - 'ry - thing. ___

2. Fine

F

C/E

C/G

G

— His name is high - er,___ high - er than an - y oth - er name. ___

F

C/E

Cmaj7

D

C/D

D
D. C. al Fine

— His pow'r is great - er,___ for He has cre - at - ed^① ev - 'ry - thing. ___


① throw arm up in air

More Precious Than Silver

Words and Music by
Lynn DeShazo


Moderately

D A G D



Lord, You are more pre-cious than sil-ver.

A Em7 A




Lord, You are more cost-ly than gold.

D A G D



Lord, You are more beau-ti-ful than dia-monds, and

G D/F# Em G/A A7 D



noth-ing I de-sire com-pares with You.

And whatever you do in word or deed, do all in the name of the Lord Jesus. Col. 3:17

49 More and More Like Jesus

Words and Music by
Kevin Thompson

Not too Fast, Prayerful

D A G A

I want to be _____ more and more _____ like Je - sus. _____

D A G A D *Fine*

I want to be _____ more and more _____ like Him. _____

G A F#m Bm Em7 A D

1. In _____ my school, Lord, _____ and when I play. _____
2. With _____ my friends, Lord, _____ my fam - 'ly too. _____

G A F#m Bm Em7 Asus A
D.C. al Fine

In my _____ church, Lord, _____ and ev - 'ry sin - gle day. _____
Let me _____ show ev - 'ry - one, that I am just _____ like You. _____

Moses, Moses

(See lyrics for other verses on next page!)

1. Mo - ses, Mo - ses climb the moun - tain. Get the com - mand - ments, ten.

3. Mo - ses, Mo - ses, an - ger burn - ing, what would Je - ho - vah say?

The first system consists of three staves: a vocal line, a piano accompaniment line, and a bass line. The time signature is 4/4. The lyrics are: "1. Mo - ses, Mo - ses climb the moun - tain. Get the com - mand - ments, ten." and "3. Mo - ses, Mo - ses, an - ger burn - ing, what would Je - ho - vah say?".

Mo - ses, Mo - ses, climb the moun - tain. Get the com - mand - ments a - gain.

Mo - ses, Mo - ses, broke the co - mand - ments, tab - lets made of clay.

The second system consists of three staves. The lyrics are: "Mo - ses, Mo - ses, climb the moun - tain. Get the com - mand - ments a - gain." and "Mo - ses, Mo - ses, broke the co - mand - ments, tab - lets made of clay." There are handwritten annotations: "Say: again? & then?" above the first staff, "Say: He did it when (Back)" to the right of the second staff.

2. Mo - ses, Mo - ses, down from the moun - tain God's peo - ple he did spy

The third system consists of three staves. The lyrics are: "2. Mo - ses, Mo - ses, down from the moun - tain God's peo - ple he did spy".

Danc - ing round a gold - en i - dol. This made Mo - ses cry.

The fourth system consists of three staves. The lyrics are: "Danc - ing round a gold - en i - dol. This made Mo - ses cry." There is a handwritten annotation: "Say: He cried when" above the first staff.

Moses, Moses

Moses, Moses, climb the mountain
Get the commandments, ten.
Moses, Moses, climb the mountain.
Get the commandments again.

Again and then???

Moses, Moses down from the mountain
God's people he did spy
Dancing round a golden idol.
This made Moses cry.

He cried and then???

Moses, Moses, anger burning,
What would Jehovah say?
Moses, Moses broke the commandments,
Tablets made of clay.

He broke them !!, And then??

Repeat verse 1

My God Is So Big

97

Unknown

My God is so big, so strong and so might-y; There's noth-ing my God can-not

Chords: F, F, C7

Detailed description: This system contains the first line of music. The treble clef staff has a key signature of one flat (Bb) and a 6/8 time signature. The melody consists of eighth and quarter notes. The bass clef staff provides a simple harmonic accompaniment with chords. The lyrics are written below the treble staff.

do. My do. He made the stars, He

Chords: F, F, Am7, Dm7

Detailed description: This system contains the second line of music. It features a first ending bracket over the first two measures. The melody continues with quarter and eighth notes. The bass clef staff continues the accompaniment. The lyrics are written below the treble staff.

made the seas, He made the el - e - phants, too! My God is so

Chords: Am7, Dm7, Am7, Dm7, Gm7, C7, F


Detailed description: This system contains the third line of music. The melody includes a dotted quarter note followed by an eighth note. The bass clef staff continues the accompaniment. The lyrics are written below the treble staff.

big, so strong and so might-y; There's noth-ing my God can-not do.

Chords: F, C7, F

Detailed description: This system contains the fourth and final line of music. The melody concludes with a quarter note. The bass clef staff concludes the accompaniment. The lyrics are written below the treble staff.

N



O Be Careful

Traditional
 Arr. by Lyndell Leatherman

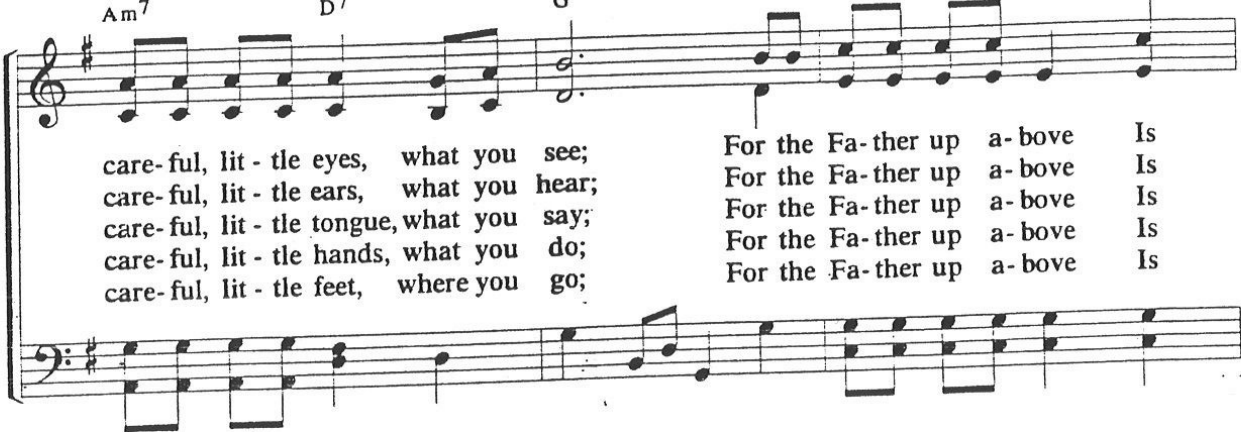
With a shuffle 

G D



*1. O be care-ful, lit - tle eyes, what you see; O be
 *2. O be care-ful, lit - tle ears, what you hear; O be
 *3. O be care-ful, lit - tle tongue, what you say; O be
 4. O be care-ful, lit - tle hands, what you do; O be
 *5. O be care-ful, lit - tle feet, where you go; O be

Am7 D7 G C



care-ful, lit - tle eyes, what you see; For the Fa-ther up a -bove Is
 care-ful, lit - tle ears, what you hear; For the Fa-ther up a -bove Is
 care-ful, lit - tle tongue, what you say; For the Fa-ther up a -bove Is
 care-ful, lit - tle hands, what you do; For the Fa-ther up a -bove Is
 care-ful, lit - tle feet, where you go; For the Fa-ther up a -bove Is

G C D D7 G



look - ing down in love; So be care - ful, lit - tle eyes, what you see.
 look - ing down in love; So be care - ful, lit - tle ears, what you hear.
 look - ing down in love; So be care - ful, lit - tle tongue, what you say.
 look - ing down in love; So be care - ful, lit - tle hands, what you do.
 look - ing down in love; So be care - ful, lit - tle feet, where you go.

*Verses 1-3, 5 on recording.

Motions: Point to the part of the body mentioned in each verse.

O Church, Arise

A 7sus D G/B A/C#

1. O church, a - rise, and put your ar - mor on; Hear the
 2. Our call to war, to love the cap - tive soul, But to
 3. Come, see the cross, where love and mer - cy meet, As the
 4. So Spir - it, come, put strength in eve - ry stride; Give___

D D/F# G A D A 7sus D

call of Christ our cap - tain. For now the weak can say that
 rage a - gainst the cap - tor; And with the sword that makes the
 Son of God is strick - en; Then see His foes lie crushed be -
 grace for eve - ry hur - dle. That we may run with faith to

6 G/B A/C# D D/F# G A D D/F#

they are strong In the strength that God has giv - en. With shield of
 wound - ed whole, We will fight with faith and val - or. When faced with
 neath His feet, For the Con - quer - or has ris - en! And as the
 Win the prize Of a ser - vant good and faith - ful. As saints of

G D/F# A sus A D/F#

faith and belt of truth, We'll stand a -
 trials on eve - ry side, We know the
 stone is rolled a - way, And Christ e -
 old, still line the way, Re - tell - ing

11 G D/F# Bm7 A A 7sus D

gainst the dev - il's lies. An ar - my bold, whose bat - tle
 out - come is se - cure. And Christ wil have the prize for
 merg - es from the grave, This vic - t'ry march con - tin - ues
 tri - umphs of His grace, We hear their calls, and hun - ger

G/B A/C# D D/F# G A D

cry is love, Reach - ing out to those in dark - ness.
 which He died: An in - her - it - ance of na - tions.
 till the day Ev - 'ry eye and heart shall see Him.
 for the day When with Christ we stand in Glo - ry.

#534 - O for a Closer Walk with God

VBS Hymn 2019

The musical score is written in 3/4 time with a key signature of one flat (Bb). It consists of two systems of music. The first system has seven measures with chords: F, F, Bb, F, Dm, G7, and C. The second system starts at measure 8 and has ten measures with chords: C, F, Dm, A, Dm, Bb, F, C, and F. The lyrics are provided for two verses.

1. O for a clos - er walk with God, a calm and heav'n - ly frame,
2. So shall my walk be close with God, calm and se - rene my frame;

8 C F Dm A Dm Bb F C F
a light to shine up - on the road that leads me to the Lamb!
so pur - er light shall mark the road that leads me to the Lamb.

Revised 4/12/2019

O How He Loves You and Me!

Greater love has no one than this . . . Jn. 15:13

O how he loves you and me, O how he loves you and

me; he gave his life— what more could he give? O how he

loves you, O how he loves me, O how he loves you and me!

WORDS and MUSIC: Kurt Kaiser, 1975
© 1975 Word Music (A Div. of Word, Inc.)

CCLI #682582

O How I Love Jesus

Anonymous

F F° F F E A Ab°7 Gm7

O how I love Je - sus. O

C7 Bb/C C7 F C C7 F F° F

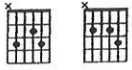
how I love Je - sus. O how I love

F E A Gm Bb D A Gm E C C7 F

Je - sus, Be - cause He first loved me.

O LOVE THAT WILL NOT LET ME GO

D/C D/B



Words by George Matheson
Music by Christopher Miner

CAPO IV

1. O Love that will not let me go, I
 2. O Light that foll - ow'st all my way, I
 3. O Joy that seek - est me through pain, I
 4. O Cross that lift - est up my head, I

4 rest yield can dare my my not not wear flick' close ask - y ring my to soul torch heart fly in to to from thee; thee; thee; thee; I My I I

6 give heart trace lay thee re the in back - stores the rain dust the its bow life's li bor through glo - ry I rowed the ry owe, ray, rain, dead, That That And And

8 in in feel from thine thy the the o - cean sun - shine's prom - ise there depths blaze is bloss - oms its its not oms flow day vain, red May May That Life

10 ri - cher, full er be. brigh - ter, fair er be. morn shall tear - less be. that shall end - less be.

O-B-E-Y

Words and Music by
Mark Ward

Mod. Fast

B \flat Gm 7 Cm 7

O - B - E - Y, o - bey your Mom and Dad.

F 7 (shout) B \flat

O - B - E - Y, makes them ver - y glad.

B \flat /D E \flat C 7

Lis - ten to the words they say, o - bey your par - ents ev - 'ry - day.

F F 7 B \flat Fine

O - B - E - Y, o - bey your Mom and Dad.

Oh, You Can't Get To Heaven

TRADITIONAL

(♩ = 96)

F Eb Eb/C F

1. Oh, you can't get to
2. Oh, you can't get to
3. Oh, you can't get to
4. If you get

Bb

Heav-en, (oh, you can't get to Heav-en), on roll-ler
Heav-en, (oh, you can't get to Heav-en), in a rock-in'
Heav-en, (oh, you can't get to Heav-en), in a lim-ou-
there, (if you get there), be-fore

F Bb F C F

skates, (on roll-ler skates), 'cause you'd roll right
chair, (in a rock-in' chair), 'cause a rock-in'
sine, (in a lim-ou-sine), 'cause the Lord don't
do, (be-fore I do), just tell my

C7 F

by, ('cause you'd roll right by) those pearl-y gates, (those pearl-y
chair, ('cause a rock-in' chair) won't get you there, (won't get you
sell, ('cause the Lord don't sell) no gas-o-line, (no gas-o-
friends, (just tell my friends) I'm a' com-in', too, (I'm a' com-in',

* Second group may sing echo (in parentheses) and then unison from measure 11 to the end.

C F7 Bb

gates). Oh, you can't get to Heav-en on rol - ler
 there). Oh, you can't get to Heav-en in a rock - in'
 line). Oh, you can't get to Heav-en in a lim - ou -
 too). If you get there be - fore I

C Bb F

skates 'cause you'd roll right by those_ pearl - y gates. I ain't gon-na
 chair 'cause a rock - in' chair won't_ get you there.
 sine 'cause the Lord don't sell no_ gas - o - line.
 do, just tell my friends I'm a' com - in', tool

C7 F C7 E A

grieve my Lord no more. I ain't gon-na

Bb F

grieve my Lord no more. I ain't gon-na grieve my Lord no

C7 Bb C Dm C7 E

more. I ain't gon-na grieve my Lord no

F Eb C E 3xs F C7 F

more.

SILLY SONGS

Words property of Salvation Army, London, England

Traditional

C Gm7 $\frac{Am}{C}$ C7 F 1. F/C F F/C F 2. Dm7 $\frac{Gm7}{sus}$ C7

On-ly a boy named Dav-id, on-ly a lit-tle sling,

F 1. Gm7 F/A Dm7 Dm7/G 3 G7 Gm7 C7

On - ly a boy named Dav - id, but he could pray and sing.

F 1. Bb/C F Bb/C C7 F7 4. Cm7 F7 Bb Gm7

On - ly a boy named Dav - id, on - ly a rip - pling brook,

Am7 1. Dm7 Gm7 5. C7 F Gm7 $G\sharp$ F/A

On- ly a boy named Dav-id, but five lit - tle stones he took. And

Bb 6. $\frac{Bb\text{maj}7}{F}$ Bb6 B \circ 2. F/C F Dm7

one lit-tle stone went in - to the sling, and the sling went 'round and 'round. And

The musical score is written in G major (one flat) and 4/4 time. It consists of five systems of music, each with a vocal line and a piano accompaniment line. The lyrics are: 'On-ly a boy named Dav-id, on-ly a lit-tle sling, On - ly a boy named Dav - id, but he could pray and sing. On - ly a boy named Dav - id, on - ly a rip - pling brook, On- ly a boy named Dav-id, but five lit - tle stones he took. And one lit-tle stone went in - to the sling, and the sling went 'round and 'round. And'. The score includes various musical notations such as treble and bass clefs, notes, rests, and dynamic markings. Chord symbols are placed above the notes to indicate the harmonic structure.

Dm7/G 6. G7 Dm7 G7 2. Dm7 G7 Gm7/C C7

one lit - tle stone went in - to the sling, and the sling went 'round and 'round, And

F Fmaj7/C F6 Fmaj7/C F7 Cm7 F7 Bb B°

'round and 'round and 'round and 'round and 'round and 'round and 'round; And

F/C 7. B° F/C

one lit - tle stone went up in the air - And the

Onward, Christian Soldiers

I will build my church, and the gates of Hades will not overcome it. Matt. 16:18

1. On - ward, Chris - tian sol - diers, march - ing as to war, with the cross of
 2. At the sign of tri - umph Sa - tan's host doth flee; on then, Chris - tian
 3. Like a might - y ar - my moves the church of God; broth - ers, we are
 4. Crowns and thrones may per - ish, king - doms rise and wane, but the church of
 5. On - ward, then, ye peo - ple, join our hap - py throng, blend with ours your

Je - sus go - ing on be - fore; Christ the roy - al Mas - ter leads a -
 sol - diers, on to vic - to - ry; hell's foun - da - tions quiv - er at the
 • tread - ing where the saints have trod; we are not di - vid - ed, all one
 Je - sus con - stant will re - main; gates of hell can nev - er 'gainst that
 voic - es in the tri - umph - song; glo - ry, laud, and hon - or un - to

gainst the foe; for - ward in - to bat - tle, see, his ban - ners go. |
 shout of praise; broth - ers, lift your voic - es, loud your an - thems raise. |
 • bod - y we, one in hope and doc - trine, one in char - i - ty. |
 church pre - vail; we have Christ's own prom - ise, and that can - not fail.
 Christ the King; this through count - less a - ges men and an - gels sing.)

REFRAIN

On - ward, Chris - tian sol - diers, march - ing as to war, |

with the cross of Je - sus — go - ing on be - fore.

Open Our Eyes

Words and Music by
BOB CULL

Gently ♩ = 76

D²

Em
D

D

G
D

Dmaj⁷

mp

5

A
G

G

A⁷_{sus}

A

D
A

A⁷

9

D_{sus}⁴

D

A
C[♯]

Bm

Bm
A

13

Gmaj⁷

Em

A⁷_{sus}

A⁷

G
A

A⁷

17 Dsus⁴ D

20 O - pen our eyes, Lord; we

G D A D A G G A⁷ sus

24 want to see Je - sus, to

A D/A A⁷ Dsus⁴ D A C# Bm

28 reach out and touch Him and

Bm A Gmaj⁷ Em A⁷ sus

32

say that we love Him.

A D/A A7 Em/D D

36

O - pen our ears, Lord, and

Dmaj7 G/D Dmaj7 A/G G A7sus

40

help us to lis - ten.

A D/A A7 Dsus4/2 D A/C# Bm

44

O - pen our eyes, Lord; we

Bm/A Gmaj7 Em A7sus

48

1.

want to see Je - sus.

A7 G/A A7 Em/D D

Musical notation for measures 48-51. The vocal line starts with a quarter note 'want', followed by quarter notes 'to' and 'see', then a half note 'Je' and a half note 'sus.' with a fermata. The piano accompaniment features chords in the right hand and a bass line in the left hand.

52

2.

sus.

G/D Dmaj7 D A/C# Bm

Musical notation for measures 52-54. The vocal line has a whole rest in measure 52, followed by a half note 'sus.' with a fermata in measure 53, and a whole rest in measure 54. The piano accompaniment continues with chords and a bass line.

55

O - pen our eyes, Lord;

Bm/A Gmaj7 Em

Musical notation for measures 55-57. The vocal line has quarter notes 'O', 'pen', 'our', 'eyes,', followed by a half note 'Lord;' with a fermata. The piano accompaniment features chords and a bass line.

58

rit.

we want to see Je - sus.

A7sus A7 Dsus4/2 D

Musical notation for measures 58-61. The vocal line has quarter notes 'we', 'want', 'to', 'see', followed by a half note 'Je' and a half note 'sus.' with a fermata. The piano accompaniment includes a *rit.* marking and chords. The piece ends with a double bar line.

P

Peter, James, and John in a Sailboat

115

Traditional
 Arr. by Lyndell Leatherman

F Gm⁷ Am Dm Gm Gm^m/_{B^b} C C⁷

1. Pe - ter, James, and John in a sail - boat; Pe - ter, James, and John in a sail - boat;
 2. Fished all night and caught no - fish - es, Fished all night and caught no - fish - es,
 3. Christ came walk - ing down by the wa - ter, Christ came walk - ing down by the wa - ter,
 4. Now their nets are full and - break - ing, Now their nets are full and - break - ing,
 5. Called their friends to come and - help them, Called their friends to come and - help them,

F Gm⁷ Am Dm Gm C⁷/_E F

Pe - ter, James, and John in a sail - boat, Down by the deep, deep sea.
 Fished all night and caught no - fish - es, Down by the deep, deep sea.
 Christ came walk - ing down by the wa - ter, Down by the deep, deep sea.
 Now their nets are full and - break - ing, Down by the deep, deep sea.
 Called their friends to come and - help them, Down by the deep, deep sea.

Option: Arrange chairs in the shape of a boat; children sit in the middle.

- vs. 1: Sing only.
- vs. 2: Pretend to be fishing.
- vs. 3: Appoint "Christ" to walk around the "boat."
- vs. 4: Struggle with heavy nets.
- vs. 5: Cup hands to mouth as though calling.

Arr. © 1988 by Lillenas Publishing Company (SESAC). All rights reserved.
 Administered by The Copyright Company, 40 Music Square East, Nashville, TN 37203.

PHILLIPIANS 4:13

I can do All things thru Christ who strengtheneth me. I can do

This system of handwritten musical notation consists of two staves. The top staff is in treble clef with a common time signature (C). The bottom staff is in bass clef. The lyrics are written below the notes. The melody is simple, using quarter and eighth notes. The bass line consists of chords and single notes.

all things thru Christ who strengtheneth me. Day by day, hour by hour, I am kept

This system of handwritten musical notation continues the piece. It features two staves. The top staff has a key signature change to one sharp (F#) in the final measure. The lyrics are written below the notes. The melody continues with quarter and eighth notes. The bass line provides harmonic support with chords and single notes.

by his power I can do all things thru Christ who strengtheneth me.

This system of handwritten musical notation concludes the piece. It features two staves. The top staff ends with a whole note. The lyrics are written below the notes. The melody and bass line follow the same simple style as the previous systems.

The Power of the Cross

Word and Music:
Getty/Townend

F/A G/B C C G/D C/E

1. O, to see the dawn of the dark - est day;
 2. O, to see the pain writ - ten on Your face,
 3. Now the day - light flees; Now the ground be - neath
 4. O, to see my name writ - ten in the wounds,

F C/E Dm F G sus G

Christ on the road to Cal - va - ry.
 bear - ing the awe - some weight of sin.
 quakes as its Ma - ker bows His head.
 for through Your suf - fering I am free.

F/A G/B C C G/D C/E F

Tried by sin - ful men, torn and beat - en, then nailed to a
 Ev - 'ry bit - ter thought, ev - 'ry ev - il deed crown - ing Your
 Cur - tain torn in two, dead are raised to life "Fin - ished!" the
 Death is crushed to death, life is mine to live, won through Your

C/E F G sus G C/E F G/B C

cross of wood. _____ This the pow'r _____ of the cross: _____
 blood - stained brow. _____ This the pow'r _____ of the cross: _____
 vic - t'ry cry. _____ This the pow'r _____ of the cross: _____
 self - less love! _____ This the pow'r _____ of the cross: _____

C/E F G/B C C/E F

— Christ be - came _____ sin for us. _____ Took the blame, _____
 — Christ be - came _____ sin for us. _____ Took the blame, _____
 — Christ be - came _____ sin for us. _____ Took the blame, _____
 — Son of God _____ slain for us. _____ What a love, _____

D/F# G G/F C/E F G sus G C

— bore the wrath; We stand for - gi - ven at the cross.
 — bore the wrath; We stand for - gi - ven at the cross.
 — bore the wrath; We stand for - gi - ven at the cross.
 — what a cost! We stand for - gi - ven at the cross.

A Pow-wow-wowerful God



Handwritten musical notation for the first system, including a vocal line and a piano accompaniment line with chords: A^b , Fm , gm , $CM7$, A^b , B^7 . The lyrics "We've got a" are written under the vocal line.

Handwritten musical notation for the second system, including a vocal line and a piano accompaniment line with chords: E^b , Fm , B^7 . The lyrics "pow-er-ful God a pow-er-ful God a pow-wow-wowerful God We've got a" are written under the vocal line.

Handwritten musical notation for the third system, including a vocal line and a piano accompaniment line with chords: B^b7 , E^b . The lyrics "pow-er-ful God a powerful God a pow-wow-wowerful God He" are written under the vocal line.

Handwritten musical notation for the fourth system, including a vocal line and a piano accompaniment line with chords: A^b , Fm , gm , $cm7$, Fm , B^7 , E^b . The lyrics "spoke the words and the world be-gan and out of the dust He made a man; now" are written under the vocal line.

Handwritten musical notation for the fifth system, including a vocal line and a piano accompaniment line with chords: A^b , B^b , E^b , cm , Fm , B^7 , E^b . The lyrics "were a part of a pow-er-ful plan of a pow-wow-wowerful God" are written under the vocal line.

Empty musical staves at the bottom of the page.

Praise Him, Praise Him

TRADITIONAL

(♩ = 108)

B \flat

E \flat **F** **B \flat**

1. Praise Him, praise Him,
2. Love Him, love Him,
3. Thank Him, thank Him,
4. Serve Him, serve Him,

E \flat **B \flat** **Gm** **Cm** **B \flat** **F \flat 7** **F**

all ye lit-tle chil - dren, God is love, God is love.

B \flat **E \flat** **B \flat** **Gm** **Cm**

Praise Him, praise Him,
Love Him, love Him,
Thank Him, thank Him,
Serve Him, serve Him,
all ye lit-tle chil - dren, God is love,

F7 **B \flat** **B \flat** **F** **B \flat**

God is love.

Praise the Name of Jesus

Roy Hicks, Jr.

Psalm 18:1

Praise the name of Je - sus, Praise the name of Je - sus.

He's my Rock, He's my Fort - ress, He's my De - liv - er - er, In

Him will I trust. Praise the name of Je - sus.

PRAISE JEHOVAH*

- 1 Praise the Name of Jesus, Praise the Name of Jesus,
He's my Rock, He's my Fortress, He's my Deliverer,
In Him will I trust.
Praise the Name of Jesus.
 - 2 Praise Jehovah-Jireh, Praise Jehovah-Jireh,
He's my Source, He's my Sufficiency, He's my Provider,
In Him will I trust.
Praise Jehovah-Jireh.
 - 3 Praise Jehovah-Rophe, Praise Jehovah-Rophe,
He's my Health, He's my Healing, He's my Physician,
In Him will I trust.
Praise Jehovah-Rophe.
 - 4 Praise Jehovah-Nissi, Praise Jehovah-Nissi,
He's my Flag, He's my Banner, He's my Victory,
In Him will I trust.
Praise Jehovah-Nissi.
 - 5 Praise Jehovah-M'kaddesh, Praise Jehovah-M'kaddesh,
He's my Light, He's my Holiness, He's my Sanctity.
- 6 In Him will I trust.
Praise Jehovah-M'kaddesh.
 - 6 Praise Jehovah-Shalom, Praise Jehovah-Shalom,
He's my Peace, He's My Comfort, He's My Security,
In Him will I trust.
Praise Jehovah-Shalom.
 - 7 Praise Jehovah-Rohi, Praise Jehovah-Rohi,
He's my Guide, He's my Shepherd, He's my Protector,
In Him will I trust.
Praise Jehovah-Rohi.
 - 8 Praise Jehovah-Tsidkenu, Praise Jehovah-Tsidkenu,
He's my Life, He's my Redemption, He's my Righteousness,
In Him will I trust.
Praise Jehovah-Tsidkenu.
 - 9 Praise Jehovah-Shammah, Praise Jehovah-Shammah,
He's my Friend, He's my Faithfulness, He's Omnipresent,
In Him will I trust.
Praise Jehovah-Shammah.

Psalm 23

(*Round)

Unknown

1 G D7 G 2

The Lord is my— Shep-herd; I'll walk with Him al - ways. He leads by still—
(live for Him)

D7 G 3

wa - ters; I'll walk with Him al - ways. Al - ways, al - ways, I'll
(live for Him)

D7 G 4

walk with Him al - ways. Al - ways, al - ways, I'll walk with Him al - ways.
(live for Him)

*The accompaniment is optional. When the song is sung as a round, the accompaniment should probably be omitted.

Older primaries and middlers can learn to sing this song in a two-part round. More advanced-groups could sing it in three parts.

PSALM 100

C

Make a joyful noise unto the Lord

Am

All ye, all ye lands.

F

Serve the Lord, the Lord with gladness,

G

Come before His presence with singing.

C

Know ye that the Lord is God.

Am

It is He that has made us

F

And not we ourselves,

G

We are His people and the sheep of His pasture.

C

Enter into His gates with thanksgiving

Am

And into His courts with praise.

F

Be thankful unto Him

G

and bless His holy name.

C

For the Lord, the Lord is good,

Am

And His mercy is everlasting,

F

And His truth, His truth endureth,

G

Endureth to all generations.

Alleluia, glory alleluia...

Praise God!

AMEN!

Q

R

Read Your Bible Pray Everyday

Fishers of Men

Words and Music by
HARRY D. CLARK

1. I will make you fish - ers of men, Fish - ers of men,
2. Hear Christ call - ing, "Come un - to Me, Come un - to Me.

fish - ers of men. I will make you fish - ers of men if you
come un - to Me." Hear Christ call - ing, "Come un - to Me; I will

fol low Me. If you fol low
give you rest. I will give you

Me, if you fol low Me, I will make you
rest; I will give you rest." Hear Christ call - ing,

fish - ers of men if you fol low Me.
"Come un - to Me; I will give you rest."

Copyright © 1927. Renewal 1955 by Hope Publishing Co., Carol Stream, IL 60188.
All rights reserved. Used by permission.

Read your Bible.
Pray every day (repeat 3 times).
Read your Bible.
Pray every day.
And you'll grow, grow, grow (repeat 3 times).
Read your Bible.
Pray every day.
And you'll grow, grow, grow.

Don't read your Bible.
Forget to pray (repeat 3 times).
Don't read your Bible.
Forget to pray.
And you'll shrink, shrink, shrink (repeat 3 times).
Don't read your Bible.
Forget to pray.
And you'll shrink, shrink, shrink.

Rock of Ages, Cleft for Me

That rock was Christ. 1 Cor. 10:4

Unison Bm⁷ A

1. Rock of A - ges, cleft for me, let me hide my -
 2. Not the la - bors of my hands can ful - fil thy
 3. Noth - ing in my hand I bring, sim - ply to thy
 4. While I draw this fleet - ing breath, when mine eye - lids

self in thee; let the wa - ter and the blood, from thy riv - en
 law's de - mands; could my zeal no res - pite know, could my tears for -
 cross I cling; na - ked, come to thee for dress; help - less, look to
 close in death, when I soar to worlds un - known, see thee on thy

side which flowed, be of sin the dou - ble cure, cleanse me from its
 ev - er flow, all for sin could not a - tone; thou must save, and
 thee for grace; foul, I to the Foun - tain fly; wash me, Sav - ior,
 judg - ment throne, Rock of A - ges, cleft for me, let me hide my -

guilt and pow'r.
 thou a - lone.
 or I die.
 self in thee.

S

Savior, like a Shepherd Lead Us

599

I am the good shepherd; I know my sheep and my sheep know me. John 10:14

Who started with me

1. Sav - ior, like a shep-herd lead us, much we need thy ten-der care;
 2. We are thine; do thou be - friend us, be the guard-ian of our way;
 3. Thou hast prom-ised to re - ceive us, poor and sin - ful though we be;
 4. Ear - ly let us seek thy fa - vor; ear - ly let us do thy will;

in thy pleas - ant pas-tures feed us, for our use thy folds pre - pare:
 keep thy flock, from sin de - fend us, seek us when we go a - stray:
 thou hast mer - cy to re - lieve us, grace to cleanse, and pow'r to free:
 bless - ed Lord and on - ly Sav - ior, with thy love our bo - soms fill:

bless - ed Je - sus, bless - ed Je - sus, thou hast bought us, thine we are;
 bless - ed Je - sus, bless - ed Je - sus, hear, O hear us when we pray;
 bless - ed Je - sus, bless - ed Je - sus, let us ear - ly turn to thee;
 bless - ed Je - sus, bless - ed Je - sus, thou hast loved us, love us still;

bless - ed Je - sus, bless - ed Je - sus, thou hast bought us, thine we are.
 bless - ed Je - sus, bless - ed Je - sus, hear, O hear us when we pray.
 bless - ed Je - sus, bless - ed Je - sus, let us ear - ly turn to thee.
 bless - ed Je - sus, bless - ed Je - sus, thou hast loved us, love us still.

See, What a Morning!

(Resurrection Hymn)

Words and Music:
Keith Getty and Stuart Townend

D A/D G D/F# A Bm G D/F# G

1. See, — what a morn - ing, glo - rious - ly bright, with the dawn - ing of hope in Je -
 2. See, — Ma - ry weep - ing, "Where is He laid?" As in sor - row she turns from the
 3. One — with the Fa - ther, An - cient of Days, through the Spi - rit Who clothes faithwith

4 D/A A D A/D G D A/C#

ru - sa - lem; Fold - ed the grave - clothes, tomb — filled with light, as the
 emp - ty tomb. Hears — a voice speak - ing, call - ing her name; It's the
 cer - tain - ty. Hon - or and bless - ing, glo - ry and praise to the

7 Bm G D/F# G D/A A A/G D/F#

an - gels an - nounce "Christ is ris - en!" See God's sal -
 Mas - ter, the Lord, raised to life — a - gain! The voice that
 King crowned with pow'r and au - thor - i - ty. And we are

10 A/G G D/F# G D/F# G D/F# G D/A A A/G

va - tion — plan, wrought in love, borne in pain, — paid in sac - ri - fice,
 spans the — years, speak - ing life, stir - ring hope, bring - ing peace — to us,
 raised with — Him; Death is dead, life has won, — Christ has con - quered.

13 D/F# A/G G D/F# G D/F# G D/A A

Ful - filled in Christ the — Man, for He lives: Christ is ris - en from the dead.
 will sound till He ap - pears, for He lives: Christ is ris - en from the dead.
 And we shall reign with Him, for He lives: Christ is ris - en from the dead.

Seek Ye First the Kingdom of God

Seek first his kingdom and his righteousness . . . Mt. 6:33

Descant

Al - le - lu - ia, al -

1. Seek ye first the king - dom of God and its
2. Ask, and it shall be giv - en un - to you, seek and

le - lu - ia, al - le -

right - eous - ness, and all these things shall be
ye shall find, knock, and the door shall be

lu - ia, al - le - lu - ia.

add - ed un - to you; Al - le - lu, al - le - lu - ia!
o - pened un - to you; Al - le - lu, al - le - lu - ia!

WORDS: Matthew 6:33, 33; adapt. Karen Lafferty, 1972

MUSIC: Karen Lafferty, 1972

© 1972 Maranatha! Music

CCLI #682582

Shout to the Lord

Words and Music by
DARLENE ZSCHECH
Arranged by Dennis Allen

Light acoustic rock ($\text{♩} = \text{ca. } 92$)

The musical score is arranged in four systems. The first system (measures 1-3) features piano accompaniment with a *mf* dynamic. The second system (measures 4-6) continues the piano accompaniment. The third system (measures 7-9) includes a vocal line for 'GIRLS unis.' with lyrics 'My Je - sus,'. The fourth system (measures 10-12) includes a vocal line with lyrics 'my Sav - ior, Lord, there is none like You. All of my days,'. The piano accompaniment consists of chords and moving lines in both hands, with a consistent rhythmic pattern. Chord changes are indicated by letters above the staff: Bb, F, Gm, Eb, Bb, Gm, F, Eb.

I want to praise — the won - ders of Your might - y

B \flat /*D* *E \flat* *Gm7* *A \flat* *Cm7*/*G*

love. *mf* My Com - fort, my Shel - ter,

unis. mf

F sus *F* *B \flat* *F*

Tow - er of ref - uge and strength. — Let ev - 'ry breath, —

Gm *F* *E \flat*

11 1st time
13 2nd time

21

all that I am, — nev - er cease to wor - ship

div.

B \flat D E \flat B \flat F Gm A \flat C \flat m⁷ G

24

You. Shout to the Lord, — all the earth, —

Opt. div.

f

F sus F B \flat Gm

26

let us sing, — Pow - er and maj - es - ty, praise —

E \flat F F B \flat Gm

28

— to the King. — Moun-tains bow down — and the seas —

$E\flat$ F^{sus} F Gm

30

will roar — at the sound — of Your

$E\flat$ F Gm

32

name. I sing for joy — at the work —

E A F $B\flat$ Gm

34

of Your hands;— For - ev - er I'll love. You, for - ev -

Chords: Eb, F, F, Bb, Gm

14 2nd time

36

- er I'll stand. Noth - ing com - pares to the prom -

Chords: Eb, F sus, F, Gm

38

- ise I have in You.

Chords: Eb, F, F, Bb

Dynamic: *mf*

Sometimes By Step

Words and Music by
 RICH MULLINS and BEAKER
 Arranged by Ken Barker

four ♩ = 70 to 92

I

G 4 D 5 3

O God, You are my God and

1 3 5 1 2

III

C 4 D 2 G 1

I will ev - er praise You. O

1 3 5 1 5 3 5 2 3 1

I

G 4 D 5 3

God, You are my God and

3 5 1 2

III

C 4 D 2 G 1

I will ev - er praise You. I will

1 3 5 3 2 3

Em D

3 2

seek You in the morn ing, and I will
follow *you* *all* *of my* *days* **III**

1 5 1 5 2

C C/B Am

4 3 2 1 2 1 4

learn to walk in Your ways. And

1 3 4 1 3 5 1 4

G D

4 1 4 5 3 1 2

step by step You'll lead me, and I will

3 5 1 2


C D G

II 4 3 2 1

fol - low You all of my days.

1 3 1 5 3 5 2 3

Shout to the North



Good for everyone to go together time.



♩. = 62

C²

Vocals

Piano

mp

C²

C²

F

G

C²

Shout to the north and the south, sing to the

F

G

Am7

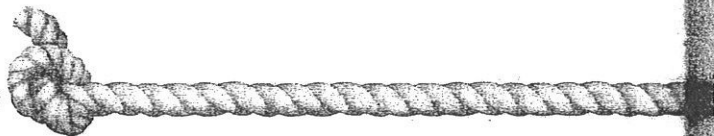
F

G

east and the west, Je - sus is Sav - ior to all,



Shout to the North *(continued)*



1. C^2

F G

Lord of hea-ven and earth.

2. C^2

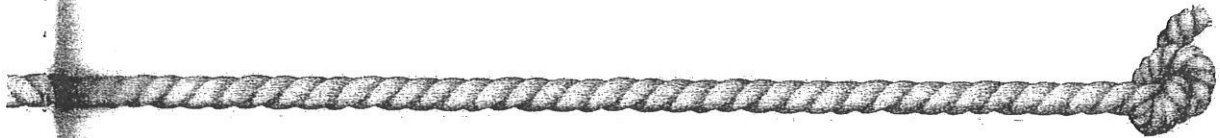
earth.

D^2 D^2 G A

Shout to the north and the south,

D^2 G A $Bm7$

sing to the east and the west, Je - sus is



1. G A G A D²

Sav - ior to all, Lord of hea-ven and earth.

29 30 31

2. G A D²

Lord of hea-ven and earth. We will

32 33 34

D²

shout! We will shout! We will

35 36 37 38

D²

shout! We will shout!

39 40 41

Speak, O Lord

Word and Music: Getty/Townend

F/A G/B C2 F C F C

1. Speak, O Lord, as we come to You To re - ceive the food of Your
 2. Teach us, Lord, full o - be - di - ence, Ho - ly re - ver - ence, true hu -
 3. Speak, O Lord, and re - new our minds; Help us grasp the heights of Your

A m G/B F/A G/B C2 F C

Ho - ly Word. Take Your truth, plant it deep in us; Shape and
 mi - li - ty; Test our thoughts and our at - ti - tudes In the
 plans for us Truths un - changed from the dawn of time That will

F C/E F G sus G C C/E G G/F C/E

fash - ion us in Your like - ness, That the light of Christ might be
 ra - di - ance of Your pu - ri - ty. Cause our faith to rise; cause our
 e - cho down through e - ter - ni - ty. And by grace we'll stand on Your

G sus/F C G G/F C/E A m G sus G

seen to - day In our acts of love and our deeds of faith.
 eyes to see Your ma - jes - tic love and au - tho - ri - ty.
 pro - mi - ses, And by faith we'll walk as You walk with us.

F/A G/B C2 F C/E F C/E F G sus G C

Speak, O Lord, and ful - fill in us All Your pur - po - ses for Your glo - ry.
 Words of pow'r that can ne - ver fail Let their truth pre - vail o - ver un - be - lief.
 Speak, O Lord, till Your church is built And the earth is filled with Your glo - ry.

Sing Hallelujah (to the Lord)

L. S.

LINDA STASSEN

Bm F#m Bm F#m Bm F#m

I. Sing hal-le-lu-jah to the
I. Sing hal-le-lu-jah to the Lord.

Bm D F# Bm D

Lord. Sing hal-le-lu-jah, hal-le-
Sing hal-le-lu-jah to the Lord. Sing hal-le-lu-jah,

Em Bm7 Bm F#m Bm (last time) B

lu-jah, Sing hal-le-lu-jah to the Lord.
sing hal-le-lu-jah, Sing hal-le-lu-jah to the Lord.

Detailed description: This is a musical score for a hymn. It features three systems of music. Each system includes a vocal line (treble clef), a piano accompaniment (grand staff), and guitar chords. The first system has chords Bm, F#m, Bm, F#m, Bm, F#m. The second system has chords Bm, D, F#, Bm, D. The third system has chords Em, Bm7, Bm, F#m, Bm, and a final B chord marked '(last time)'. The lyrics are: 'I. Sing hal-le-lu-jah to the Lord. Sing hal-le-lu-jah, hal-le-lu-jah, Sing hal-le-lu-jah to the Lord. Sing hal-le-lu-jah, Sing hal-le-lu-jah to the Lord.' The piano accompaniment consists of a steady eighth-note pattern in the right hand and a simple bass line in the left hand.

- Additional verses*
2. Jesus is risen from the dead.
 3. Christ is the Lord of Heav'n and earth.
 4. Praise be to God forevermore
 5. Sing hallelujah to the Lord.

Stand Up, Boys and Girls

M. K. B.

Mary Kay Bottens

E_b6

Stand up, boys, and stand up, girls, and (clap) Tell the sto - ry,

B_b7 **E_b**

(Clap) Tell the sto - ry, (Clap) Tell the sto - ry.

E_b6

Stand up, boys, and stand up, girls, and (Clap) Tell the sto - ry,

F_m **E_b** **B_b7** **E_b** **C7** **F6**

Je - sus died on Cal - va - ry. Sit down, boys, and sit down, girls, and

C7 **F**

(Clap) Tell the sto - ry, (Clap) Tell the sto - ry, (Clap) Tell the sto - ry.

F6

Sit down, boys, and sit down, girls, and (Clap) Tell the sto - ry,

Gm F C7 F D7 G6

Je - sus 'rose to set us free. Stand up, boys, and sit down, girls, and

D7

(Clap) Tell the sto - ry, (Clap) Tell the sto - ry,

G

(Clap) Tell the sto - ry. Sit down, boys, and stand up, girls, and

Am G D7 G

(Clap) Tell the sto - ry, Je - sus Christ loves you and me.

STANDIN' IN THE NEED OF PRAYER

Spiritual

(Chorus C)

It's me, it's me, it's me, oh Lord, stand-in' in the

need of pray'r, Hal-le-lu-ia, It's me, it's me, it's

me, oh Lord, stand-in' in the need of pray'r.

(Verse)

1. Not my broth-er, not my sis-ter, but it's me, oh

Lord, stand-in' in the need of pray'r, Hal-le-lu-ia,

Not my broth-er, not my sis-ter, but it's me, oh

Lord, stand-in' in the need of pray'r.

2. Not my mother, not my father, but it's me, oh Lord,) 2 times
Standin' in the need of pray'r...

Chorus

- 3. Not the preacher, not the deacon... *Chorus*
- 4. Not my neighbor, not a stranger... *Chorus*

Sweet Adoration

Capo 1(D)

For great is the Lord and most worthy of praise. – Psalm 96:4

$E\flat$ $Fm/E\flat$ $E\flat$ Fm $B\flat$ $Gm/B\flat$ $Ddim7/B\flat$ $E\flat$ Cm $Gm7/C$ $Gm/B\flat$
 (D) (Em/D) (D) (Em) (A) (Fm/A) (Cdim7/A) (D) (Bm) (Fm7/B) (Fm/A)

Sweet a - do - ra - tion flows from Your chil - dren. Glo - ry and

$Fm/A\flat$ $Fm7/A\flat$ $B\flat$ $Cm/B\flat$ $B\flat7$ $A\flatmaj7$ $Ddim$ $E\flat$ $Fm/E\flat$ $E\flat$ Fm
 (Em/G) (Em7/G) (A) (Bm/A) (A7) (Gmaj7) (Cdim) (D) (Em/D) (D) (Em)

hon - or and praise are a part of our con - stant de - vo - tion,

$B\flat$ $Cm7$ $B\flat/D$ $A\flat/E\flat$ $E\flat$ Cm $Gm7/B\flat$ $Fm7/A\flat$ $B\flat7$ $A\flat/B\flat$ $B\flat7$ $E\flat$
 (A) (Bm7) (A/C) (G/D) (D) (Bm) (Fm7/A) (Em7/G) (A7) (G/A) (A7) (D)

Love set in mo - tion for the Di - vine One who reigns in our hearts.

WORDS: Lynn Sutter, Brown Bannister, Dawn Rodgers (w. 1980)

SWEET ADORATION

MUSIC: Lynn Sutter, Brown Bannister, Dawn Rodgers (w. 1980), arr. Jeff Nelson and Pam Stephenson (w. 1993) Irregular

Copyright © 1980 by Bug and Bear Music. All Rights Reserved. International Copyright Secured. Used by Permission.

SEQUE TO "SWEET AROMA"

Swing Low, Sweet Chariot

TRADITIONAL

(♩ = 104)

- ① Make "come here" motion ② Hold up 4 fingers ③ Hold up 2 fingers ④ Cradle arms ⑤ Point to chest ⑥ Raise both arms upward

Arr. © Copyright 1993 Cedarhurst Music Publishing/ASCAP,
P.O. Box 680145, Franklin, TN 37068-0145, U.S.A. All rights reserved.

cue 2nd time only

home? home, A band of an - gels com - in' af - ter me, —
 just tell my friends that I'm a' com - in', — too, —

com - in' for to car - ry me home. Swing home. Swing
 com - in' for to car - ry me

home, com - in' for to car - ry me

CODA

T

"TELL THE WORLD"

1. Tell the world that Je-sus loves you tell them you've found a for-
2. You can choose what not to be-lieve you can de-ny there's a
3. If you want to show you love Him, if you want to

1. ever — friend You've opened up your heart's door to Him the
2. heaven above But once you take a look at Jesus There
3. prove you're love Then you'll o-bey the word He spoke and

1. love of Je-sus has no end.
2. no de-ny-ing God is love.
3. do all the things He com-mand-ed you to.

The Name of the Lord

Words and Music by
CLINTON UTTERBACH
Arranged by Ken Barker

Solid fast four beat ♩ = 84 to 100

I F

Bless - ed be the name of the Lord,

1 5 3 1

B \flat C7

Bless - ed be the name of the Lord,

1 5 1 2 5

F B \flat

Bless - ed be the name of the Lord. Most

1 3 5 1 2

C

High.

1 4 1 2 3 4

F
3 2 1 3

Bless - ed be the name of the Lord,

1 5 3 1

Bb C7
4 5

Bless - ed be the name of the Lord,

1 5 1 2 5

F Bb C
5 4 3 1 3 1 2

Bless - ed be the name of the Lord Most

1 3 5 2 1

F
1

High.

1 3 5

Vs. 2 Holy is the name of the Lord,
 Holy is the name of the Lord,
 Holy is the name of the Lord Most High.
 Holy is the name of the Lord,
 Holy is the name of the Lord,
 Holy is the name of the Lord Most High.

Vs. 3 Jesus is the name of the Lord,
 Jesus is the name of the Lord,
 Jesus is the name of the Lord Most High.
 Jesus is the name of the Lord,
 Jesus is the name of the Lord,
 Jesus is the name of the Lord Most High.

The Lord's lovingkindness indeed never cease, for His compassions never fail. They are new every morning; great is Thy faithfulness. Lamentations 3:22,23

181

The Steadfast Love of the Lord

Words and Music by
Edith McNeill

The musical score is written in G major, 4/4 time, with a tempo of quarter note = 54. It consists of three systems of music, each with a vocal line and a piano accompaniment line. The lyrics are: "The steadfast love of the Lord never ceases. His mercies never come to an end. They are".

System 1:
Vocal: The steadfast love of the Lord never
Piano: G Bm7 Em D/E Em Am7 G/B Am/C

System 2:
Vocal: ceases. His mercies never
Piano: G/D Dsus D G Bm7 Em D/E Em

System 3:
Vocal: come to an end. They are
Piano: Am7 G/A Am7 Dsus D

The Steadfast Love (PAGE 2)

Chords: Cmaj7, D/C, Bm7, D/E, Em

new eve - ry morn - ing. new eve - ry morn - ing.

Chords: Am7, G/A, Am/C, Em/D, D, G, Bm7, Em

Great is Thy faith - ful - ness, O Lord.

Chords: Am7, G/B, Am/C, Em/D, D, G, C/D

Great is Thy faith - ful - ness. The

Chords: G, Dm7/A, G/B, G, G

ness. They are ness.

12 D.S. al fine 13 fine

Medley options: Think About His Love, The Lord Thy God

The Ten Commandments Song

(To the tune of Go Tell it on the Mountain)

God gave us Ten Commandments to teach us how to live each day.
God tells us how to love Him and others along the way.

The 1st commandment tells us to worship God alone.
The 2nd says have no idols at work, at school, or home.

Back to "God gave us.."
The 3rd commandment tells us to treat God's name the best.
The 4th says keep the Lord's Day for worship and for rest.

Back to "God gave us.."
The 5th commandment tells us to honor our Mom and Dad
The 6th says do not murder, life is a gift from God.

Back to "God gave us.."
The 7th commandment tells us be pure in heart and true.
The 8th says do not take things that don't belong to you.

Back to "God gave us.."
The 9th commandment tells us to speak the truth each day
The 10th says be content with the things that come our way.


End with "God gave us.."

Thank You, Lord

Seth Sykes & Bessie Sykes


Seth Sykes & Bessie Sykes

G G+ C G A7 D



Thank you, Lord, for sav - ing my soul, Thank you, Lord, for mak - ing me whole;

G G+ G G G7 Am E7 Am7 G D7 G



Thank you, Lord, for giv - ing to me Thy great sol - va - tion so rich and free.

There Is A Redeemer

Isaiah 49:26

Words and Music by
Melody Green

E \flat B \flat /D E \flat A \flat B \flat /D B \flat /D E \flat A \flat /C B \flat E \flat B \flat

There is a Re - deem - er, Je - sus, God's own Son, _____
 Je - sus, my Re - deem - er, Name a - bove all names, _____
 When I stand in glo - ry I will see His face, _____ And

E \flat B \flat /D E \flat A \flat E \flat /G Fm 7 B \flat 7sus 4 E \flat A \flat /B \flat

Pre - cious Lamb of God, Mes - si - ah, Ho - - - ly One.
 Pre - cious Lamb of God, Mes - si - ah, Hope for sin - ners slain.
 there I'll serve my King for - ev - er, In that ho - ly place.

E \flat Gm 7 A \flat E \flat /G Fm A \flat /B B \flat E \flat B \flat 7sus 4 B \flat

Thank You, O my Fath - er, for giv ing us Your Son, _____ And

E \flat B \flat /D E \flat A \flat /C E \flat /B \flat A \flat Fm 7 B \flat 7sus 4 B \flat E \flat

leav - ing Your Spi - rit 'til the work on earth is done.

THERE WERE TWELVE DISCIPLES
(He Has Called Us Too)

Anon.

GEORGE A. MINOR

There were twelve dis-ci-ples Je-sus called to help Him: Si-mon Pe-ter,

An-drew, James, his bro-ther John; Phil-ip, Thom-as, Mat-thew,

James, the son of Al-pheus, Thad-deus, Si-mon, Ju-das, And Bar-thol-o-mew.

CHORUS

He has called us too, He has called us too; We are His dis-ci-

ples, I am one and you. ples, We His work must do.

1 *2* *rall*

THIS IS MY COMMANDMENT

COMPOSER UNKNOWN

AUTHOR UNKNOWN
Arr. by C. BARNY ROBERTSON

Joyfully $\text{♩} = 110$

The first system of the piano introduction consists of two staves. The right hand begins with a treble clef, a key signature of three sharps (F#, C#, G#), and a common time signature. It features a series of chords and melodic lines, with a fermata over the first measure. The left hand starts with a bass clef and provides a harmonic accompaniment. A section marker 'A' is placed above the first measure of the right hand. The system concludes with a fermata over the final measure.

The second system of the piano introduction continues with two staves. The right hand has a treble clef and the same key signature. It contains several measures of music with a fermata over the first measure. Chord symbols F#, F#/A#, F#, and B are written above the right hand staff. The left hand continues with a bass clef and accompaniment. The system ends with a double bar line.

The third system contains the vocal line and piano accompaniment for the first line of lyrics. The vocal line is on a treble clef staff with a key signature of three sharps. The lyrics are: "This is My com - mand - ment, that you love one an -". Above the first measure of the vocal line is the section marker "[A]". The piano accompaniment is on a grand staff (treble and bass clefs) with a key signature of three sharps. It features a series of chords and a melodic line in the right hand, with a fermata over the first measure. The system concludes with a double bar line.

1.

oth - er that your joy may be full.

B7 E A

This system contains the first vocal line and piano accompaniment. The vocal line is on a treble clef staff with a key signature of three sharps (F#, C#, G#) and a common time signature. The lyrics are "oth - er that your joy may be full." The piano accompaniment is on grand staff notation (treble and bass clefs). The first ending bracket is above the vocal line.

Repeat on D.S. 2.

full. That your

E B7 E A B7sus

This system contains the second vocal line and piano accompaniment. The vocal line starts with a double bar line and then continues with "full. That your". The piano accompaniment continues with the same accompaniment pattern. The second ending bracket is above the vocal line.

[B]

joy may be full, That your

E A E B7 E

This system contains the third vocal line and piano accompaniment. The vocal line starts with a double bar line and then continues with "joy may be full, That your". The piano accompaniment continues with the same accompaniment pattern.

joy may be full.

A B

This system contains the fourth vocal line and piano accompaniment. The vocal line starts with a double bar line and then continues with "joy may be full." The piano accompaniment continues with the same accompaniment pattern.

Last time to Coda ⊕

This is My com - mand - ment, that you love one an - oth - er that your

E A/E E A/B

The first system of the musical score features a vocal line and piano accompaniment. The key signature is three sharps (F#, C#, G#) and the time signature is 4/4. The vocal line begins with the lyrics "This is My command - ment, that you love one an - oth - er that your". The piano accompaniment consists of chords in the right hand and a simple bass line in the left hand. Chord symbols E, A/E, E, and A/B are placed above the piano part.

D.S. al Coda ✂

joy may be full.

E B7 E A E B

The second system continues the musical score. The vocal line has the lyrics "joy may be full.". The piano accompaniment continues with chords in the right hand and bass in the left. Chord symbols E, B7, E, A, E, and B are placed above the piano part.

⊕ *Coda*

oth - er that your joy ————— may be

A/E E A/B E B7

The third system is the beginning of the Coda section. The vocal line has the lyrics "oth - er that your joy ————— may be". The piano accompaniment features chords in the right hand and bass in the left. Chord symbols A/E, E, A/B, E, and B7 are placed above the piano part.

full. —————

A E B7 E

The fourth system concludes the Coda section. The vocal line has the lyrics "full. —————". The piano accompaniment features chords in the right hand and bass in the left. Chord symbols A, E, B7, and E are placed above the piano part.

111

This Is My Father's World

Sovereign Lord ... you made the heaven and the earth and the sea, and everything in them. Acts 4:24

1. This is my Fa - ther's world, and to my lis - t'ning ears,
 2. This is my Fa - ther's world, the birds their car - ols raise,
 3. This is my Fa - ther's world, O let me ne'er for - get.

all na - ture sings, and round me rings the mu - sic of the spheres.
 the morn - ing light, the lil - y white, de - clare their Mak - er's praise.
 that though the wrong seems oft so strong, God is the Rul - er yet.

This is my Fa - ther's world: I rest me in the thought - of
 This is my Fa - ther's world: he shines in all that's fair; in the
 This is my Fa - ther's world: the bat - tle is not done; Je -

rocks and trees, of skies and seas; his hand the won - ders wrought.
 rus - tling grass I hear him pass, he speaks to me ev - ery - where.
 sus who died shall be sat - is - fied, and earth and heav'n be one.

THIS IS THE DAY

Psalm 118:24

Les Garrett

F C7

This is the day, this is the day that the Lord hath made, that the

Lord hath made, we will re-joyce, we will re-joyce and be

F F7 Bb

glad in it, and be glad in it. This is the day that the

F Bb F

Lord hath made, we will re-joyce and be glad in - it,

C7 F

this is the day, this is the day that the Lord hath made.

This Little Light Of Mine

Matthew 5:14-16

TRADITIONAL

(♩ = 102)

Chords: Bb , F , $Ebmaj7$, $F7$, Bb , Bb

1. This lit-tle light of mine,

Chord: Eb

I'm gon-na let it shine! This lit-tle light of mine,

Chord: Bb

I'm gon-na let it shine! This lit-tle light of mine,

Chords: Bb , F , $Ebmaj7$, $F7$, Bb

I'm gon-na let it shine! Let it shine, let it shine, let it shine!

Chord: Bb

2. Hide it un-der a bush-el; NO! I'm gon-na let it shine!
 3. Don't let Sa-tan blow it out, I'm gon-na let it shine!
 4. Let it shine—till Je-sus comes, I'm gon-na let it shine!

verse 1: hold up 1 finger like a candle. Verse 2: Cover "candle" with opposite hand, lift off at "NO!"
 verse 3: Blow out the "candle". Verse 4: hold up 1 finger like a candle

E_b B_b E₂

Hide it un-der a bush-el; NO! I'm gon-na let it shine!
 Don't let Sa-tan blow it out, I'm gon-na let it shine!
 Let it shine—till Je-sus comes, I'm gon-na let it shine!

B_b

Hide it un-der a bush-el; NO! I'm gon-na let it shine! Let it
 Don't let Sa-tan blow it out, I'm gon-na let it shine! Let it
 Let it shine—till Je-sus comes, I'm gon-na let it shine! Let it

B_b F E_b maj₇ F7 1. 2. B_b 3. B_b

shine, let it shine, let it shine!
 shine, let it shine, let it shine!
 shine, let it shine, let it shine!

THY LOVING KINDNESS

Hugh

C

1. Thy lov - ing kind - ness is bet - ter than
 2. I lift my hands up un - to

life, name, Thy lov - ing kind - ness
 I lift my hands up un - to

is bet - ter than life; My lips sha -
 un - to Thy name;

C7 F

praise Thee, Thus will I bless Thee, I will

C G7 C

lift up my hands un - to Thy name.

Copyright ©1956, 1962 Singpiration Music.
 All Rights Reserved. International Copyright Secured.
 Used by Permission of The Benson Company, Nashville, TN

CCLI #682582

Thy Word

Amy Grant & Michael W. Smith

Thy Word is a lamp un-to my feet and a
 light un-to my path.

1. When I feel a-fraid,
 2. I will not for-get Your-

think I've lost my way, still You're there right be-side me. And
 love for me, and yet my heart for-ev-er is wan-der-ing.

noth- ing will I fear as long as You are near.
 Je- sus be my guide and hold me to Your side. and

Please be near me to the end.
 I will love You to the end.

Chords: E^b, B^b/D, E^b, A^b/C, B^b/D, E^b, Fine, B^b, Fm, Cm, Gm, A^b, B^b, A^b/E^b, E^b, B^b, Fm, Cm, Gm, A^b, B^b, B^b/C, C, G/B, B^b9sus, D.C.

The Trees of the Field

You will go out in joy . . . and all the trees of the field will clap their hands. Is. 55:12

Unison

The musical score is written for a unison voice and piano accompaniment. It consists of six systems of music. Each system has a vocal line on a treble clef staff and a piano accompaniment line on a bass clef staff. The key signature is one sharp (F#) and the time signature is 2/2. The lyrics are: "You shall go out with joy and be led forth with peace; the mountains and the hills will break forth before you; there'll be shouts of joy, and all the trees of the field will clap, will clap their hands. And all the trees of the field will clap their hands, the trees of the field will clap their hands, the trees of the field will clap their hands while you go out with joy." The piano accompaniment features chords and rhythmic patterns that support the vocal line. There are asterisks above the piano staff in the fourth, fifth, and sixth systems, corresponding to the lyrics "clap their hands".

You shall go out with joy and be led forth with peace; the
mountains and the hills will break forth before you; there'll be shouts of joy,
and all the trees of the field will clap, will clap their hands.
And all the trees of the field will clap their hands, the
trees of the field will clap their hands, the trees of the field will
clap their hands while you go out with joy.

* ♯ = clap hands.

WORDS: Isaiah 55:12, adapt. by Steffi Gesser Rubin, 1975

MUSIC: Stuart Dauermann, 1975

© 1975 Lilienas Publishing Co.

CCLI #682582

Trust and Obey

Now if you obey me fully and keep my covenant, then out of all nations you will be my treasured possession. Ex. 19:5

Capo 3: F(D) C(A) F(D) C(A) F(D)

1. When we walk with the Lord in the light of his Word,
 2. Not a shadow can rise, not a cloud in the skies,
 3. Not a burden we bear, not a sorrow we share,
 4. But we never can prove the delights of his love
 5. Then in fellowship sweet we will sit at his feet,

B \flat (G) F(D) C(A) F(D) C \sharp (A \flat) F(D)

what a glory he sheds on our way! While we do his good will,
 but his smile quickly drives it away; not a doubt or a fear,
 • but our toil he doth richly repay; not a grief nor a loss,
 un - til all on the altar we lay; for the favor he shows,
 or we'll walk by his side in the way; what he says we will do,

C(A) F(D) B \flat (G) F/C(D/A) C \sharp (A \flat) F(D)

he abides with us still, and with all who will trust and obey.
 not a sigh nor a tear, can abide while we trust and obey.
 • not a frown or a cross, but is blest if we trust and obey.
 and the joy he bestows, are for them who will trust and obey.
 where he sends we will go, never fear, on - ly trust and obey.

REFRAIN
 C(A) F(D) D(B) Gm(Em)

Trust and obey, for there's no other way

Turn Your Eyes upon Jesus

24

H. H. L.

Helen Howarth Lemmel

Turn your eyes up - on Je - sus, Look full in His won - der - ful
face, _____ And the things of earth will grow strange - ly
won - der - ful face,
dim In the light of His glo - ry and grace. _____
His glo - ry and grace.

The musical score is written for voice and piano. It consists of three systems of music. Each system has a vocal line on a treble clef staff and a piano accompaniment line on a bass clef staff. The key signature has one flat (B-flat), and the time signature is 3/4. The lyrics are printed below the vocal line, with some words underlined and some phrases separated by a long horizontal line. The piano accompaniment consists of chords and moving lines in the left hand.

© Copyright 1922. Renewal 1950 by H. H. Lemmel. Assigned to Singpiration, Inc. All rights reserved.

Two Little Fishes and Five Loaves of Bread

N. L. S.

Norman L. Starks

CHORUS

G D7 A D7

Two lit - tle fish - es and Five loaves of bread,

With this lit - tle bit of food The mul - ti - tude was fed.

G7 E6 E A

"Who else but the Son of God could do this," peo - ple said, "From

D7 A M G D FIN

two lit - tle fish - es and Five loaves of bread!"

G D

Five thou - sand peo - ple on the shores of Gal - li - lee,

Copyright 1978 Norman L. Starks

D7 A

Lis - ened as the Sav - ior spoke And laugh - ed them pa - tient - ly;

G7 C6 Am7

Sup - per time had come and gone And there was naught to eat. "Well,

A7

call the peo - ple," Je - sus said. "And let's all have — a seat!" And He took.

U

V

w

WALK WITH JESUS

107

Mary Rice Hopkins

The musical score is written in 4/4 time and consists of three systems of music. Each system includes a vocal line and a piano accompaniment line. The lyrics are: "I want to walk, — walk with Je - sus. I want to go — where - ev - er He goes. — I want to walk, — walk with Je - sus, for I know — He loves me so. —". The score includes various musical notations such as notes, rests, and chords. Chord symbols C, F, G, and C are placed above the vocal line. The piano accompaniment features chords and single notes in the bass line.

©Copyright 1988 BIG STEPS 4 U (Admin. by Music Services)
MARANATHA! MUSIC
All Rights Reserved. International Copyright Secured.

WE WELCOME YOU

H. A.

B \flat

MILDRED ADAIR

We wel-come you, We wel-come-you On this ho - ly* day;

B \flat

We wel-come you, We wel-come you On this ho - ly day.

(Center, Christmas, Children's, or any other special day.)

We Will Glorify

Revelation 15:3,4

D D/F# G D/F# A

Words and Music by TWILA PARIS D/F#

1. We will glo - ri - fy the King of Kings, we will
 (2.) ho - vah reigns in maj - es - ty, we will

G D/F# A D D/F# G D/F# A

glo - ri - fy the Lamb, We will glo - ri - fy the
 bow be - fore His throne; We will wor - ship Him in

Bm D/F# Em D/F# G A 1. D 2. Eb E

KEY CHANGE

Lord of Lords, who is the great "I Am." 2. Lord Je - lone. 3. He is
 right-eous-ness, we - wor - ship Him a -

A E B

E

E A E B

(3.) Lord of heav - en, Lord of earth, He is Lord of all who
 (4.) lu - jah to the King of Kings, Hal - le - lu - jah to the
 (5.) glo - ri - fy the King of Kings, we will glo - ri - fy the

E

E A E B

C#m

E

live; He is Lord a - bove the u - ni - verse, all
 Lamb; Hal - le - lu - jah to the Lord of Lords, who
 Lamb; We will glo - ri - fy the Lord of Lords, who

F#m7 E E/B

B7

E 1., 2.

3.

E

praise to Him we give. 4. O Hal - le -
 is the great "I Am." 5. We will
 is the great "I Am."

What a Friend We Have in Jesus

Do not be anxious about anything, but in everything, by prayer and petition, with thanksgiving, present your requests to God. Phil. 4:6

1. What a Friend we have in Je - sus, — all our sins and griefs to bear! |
 2. Have we tri - als and temp - ta - tions? — Is there trou - ble an - y - where? |
 3. Are we weak and heav - y - lad - en, — Cum - bered with a load of care? |

What a priv - i - lege to car - ry — ev - 'ry - thing to God in prayer! |
 We should nev - er be dis - cour - aged: — take it to the Lord in prayer! |
 Pre - cious Sav - ior, still our ref - uge — take it to the Lord in prayer! |

O what peace we of - ten for - feit, | O what need - less pain we bear, |
 Can we find a friend so faith - ful, | who will all our sor - rows share? |
 Do thy friends de - spise, for - sake thee? Take it to the Lord in prayer! |

all be - cause we do not car - ry — ev - 'ry - thing to God in prayer.
 Je - sus knows our ev - 'ry weak - ness — take it to the Lord in prayer!
 In his arms he'll take and shield thee; — thou wilt find a so - lace there.

What a Mighty God We Serve

48

unknown
arr. by Keith Phillips

The musical score is arranged in four systems, each with a vocal line and a piano accompaniment line. The key signature is three flats (B-flat major or D-flat minor). The first system has the lyrics "What a might - y God we serve." with chords Db, Gb, Db, and Eb7 above the vocal line. The second system has the lyrics "What a might - y God we serve." with chords Db/F, Db, Bbm7, Eb9, Ab7sus, and Ab7 above the vocal line. The third system has the lyrics "An - gels bow be - fore Him, heav - en and earth a - dore Him;" with chords Db, Ebm7, Db/Ebm, Gb/Ab, Db, Ebm7, and Db/Ebm/Db above the vocal line. The fourth system has the lyrics "What a might - y God we serve." with chords Gb, Db/Ab, Gb/Bb, Db/Ab, Ab7, and Db above the vocal line.

Arr. © 1989 by Pilot Point Music (ASCAP). All rights reserved.
Administered by The Copyright Company, 40 Music Square East, Nashville, TN 37203.

When I Am Afraid

When I am a-fraid, I will

F² F F/C C Am⁷ Dm⁷ G⁷sus G⁷

trust in You, I will trust in You, I will trust in You.

1. C B^b6/C F² F Fm⁶ C D⁹ Gsus G

When I am a-fraid I will trust in You, in God whose word I praise.

2nd time to Coda ⊕

2.3. C Gm/B^b F²/A F/A Fm/A^b C/G Gsus G

When I am a-fraid I will trust in You, in God whose word I

praise. In God I trust,

Dm7 G7 C C/E F G Am

when I am a - fraid. In God I trust, in

D.S. al Coda %

D7 Gsus G Dm7 G7

God whose word I praise.

⊕Coda

Csus C F G/F Em7 Am7 Dm7(11) C/G G7 Csus C
rit.

praise. *Spoken: I trust You, Lord. I really do.*

rit.

When to Church I Go

Caroline Kellogg

Dorothy West

Ver-y soft-ly I will walk, Ver-y gen-tly I will talk, When to church I go.

The first system of music consists of three staves. The top staff is a single treble clef line with a melody of eighth and quarter notes. The middle and bottom staves are grouped by a brace and represent a piano accompaniment with a treble and bass clef. The music is in 4/4 time and ends with a double bar line.

Though I can-not see Him there, God is with me ev-'ry-where; Ho is here, I know.

The second system of music also consists of three staves. The top staff continues the melody from the first system. The middle and bottom staves continue the piano accompaniment. The music concludes with a double bar line.

Whisper a Prayer

Arr. HERBERT G. TUCKER

1. Whis-per a pray'r in the morn-ing, Whis-per a pray'r at noon;
 2. God an-swers pray'r to the morn-ing, God an-swers pray'r at noon;

Whis-per a pray'r to the eve-ning, I will keep your heart in tune.
 God an-swers pray'r in the eve-ning, It'll keep your heart in tune.

Whisper A Prayer Lyrics & Chords

(G) whisper a prayer in the (C) morning,
 (G) Whisper a prayer at (D) noon;
 (G) Whisper a prayer in the (C) ev'ning,
 To (G) keep your (D) heart in (G) tune.

God answers prayer in the morning,
 God answers prayer at noon;
 God answers prayer in the ev'ning,
 To keep your heart in tune.

Jesus may come in the morning,
 Jesus may come at noon;
 Jesus may come in the ev'ning,
 So keep your heart in tune.

WHO DID SWALLOW JONAH?

Tues

F 1st voice 2nd voice 1st 2nd Both

1. Who did, who did, Who did, who did, Who did swal-low Jo, Jo, Jo, Jo,

C7 1st 2nd 1st 2nd Both


Who did, who did, Who did, who did, Who did swal-low Jo, Jo, Jo, Jo,

F 1st 2nd 1st 2nd Both

Who did, who did, Who did, who did, Who did swal-low Jo, Jo, Jo, Jo,

C7 1st 2nd

Who did swal-low Jo-nah, who did swal-low Jo-nah,



Both F

Who did swal-low Jo-nah down? —

2. Whale did... swallow Jo, Jo, Jo, Jo... (3 times)
Whale did swallow Jonah... down.
3. Gabriel... blow your trum, trum, trum, trum...
Gabriel blow your trumpet... loud.
4. Noah... in the ark, ark, ark...

5. Daniel... in the li, li, li, li...
Daniel in the lion's... den.
6. Peter... on the sea, sea, sea, sea...
Peter walking on the... sea.

Who Is on the Lord's Side?

Whoever is for the LORD, come to me. Ex. 32:26

1. Who is on the Lord's side? Who will serve the King? Who will
 2. Not for weight of glo-ry. not for crown and palm. en-ter
 3. Je-sus, thou hast bought us. not with gold or gem. but with
 4. Fierce may be the con-flict. strong may be the foe. but the

be his help-ers. oth-er lives to bring? Who will leave the world's side?
 we the ar-my. raise the war-rior psalm: but for Love that claim-eth
 thine own life-blood. for thy di-a-dem: with thy bless-ing fill-ing
 King's own ar-my none can o-ver-throw: round his stan-dard rang-ing.

Who will face the foe? Who is on the Lord's side? Who for him will
 lives for whom he died: he whom Je-sus nam-eth must be on his
 each who comes to thee. thou hast made us will-ing. thou hast made us
 vic-tory is se-cure: for his truth un-chang-ing makes the tri-umph

go? By thy call of mer-cy. by thy grace di-vine.
 side. By thy love con-strain-ing. by thy grace di-vine.
 free. By thy grand re-demp-tion. by thy grace di-vine.
 sure. Joy-ful-ly en-list-ing. by thy grace di-vine.

By thy call of mer-cy.
 (Etc.)

by thy grace di-vine.

WHO STARTED EVERYTHING?

B.H.

Bonnie Hanson
Har. by Ellen Thompson

Oh, who start-ed ev-ery-thing? God did! God did!

Who start-ed ev-ery-thing? God did! Ev-ery-thing that's in the wa-ter;

Ev-ery-thing that's up a-bove; Ev-ery-thing that is grow-ing; And

ev-ery-one I love. Oh, who start-ed ev-ery-thing?

God did! God did! Who start-ed ev-ery-thing? God did!

The musical score consists of six systems, each with a vocal line and a piano accompaniment line. The key signature has one flat (B-flat), and the time signature is 4/4. The lyrics are printed below the vocal lines.



100 THE WISE MAN AND THE FOOLISH MAN

Matthew 7:24-27

Arr. by Harry Dixon Loes

1. The ① wise man built his ② house up-on the ③ rock, The ① wise man built his
2. The ① foolish man built his ② house up-on the ⑦ sand, The ① foolish man built his

② house up-on the ③ rock; The ① wise man built his ② house up-on the ③ rock,
② house up-on the ⑦ sand; The ① foolish man built his ② house up-on the ⑦ sand,

CHORUS

And the ④ rains came tum-bling down. The ④ rains came down and the

⑤ floods came up, The ④ rains came down and the ⑤ floods came up; The

① rains came down and the ⑤ floods came up, And the ② house on the ③ rock stood ⑥ fast.
And the ② house on the ⑦ sand went ⑥ smash.

Arrangement Copyright, 1948, by Ruth P. Overholtzer.


MOTIONS: ① Build by placing one hand on top of other alternately until hands reach head. ② Steeple fingers to form house. ③ Straight, sweeping motion outward from waist. ④ Hands up, bring down in rippling finger motion. ⑤ With palms upward bring hands up to indicate rising floods. ⑥ Clasp hands in front. ⑦ Unsteady side motion with hands and fingers. ⑧ Slap palms of hands together with one loud crash.

13. Wonder Song (Who Can?)

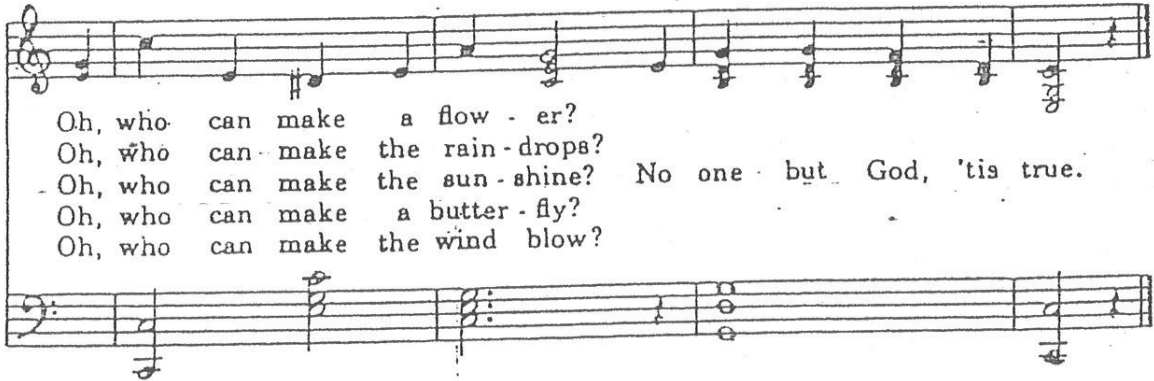
4

GRACE W. OWENS

CLARA LEE PARKER



1. Oh, who can make a flow - er?
2. Oh, who can make the rain-drops?
3. Oh, who can make the sun shine? I'm sure I can't, can you?
4. Oh, who can make a butter - fly?
5. Oh, who can make the wind blow?



Oh, who can make a flow - er?
Oh, who can make the rain-drops?
Oh, who can make the sun - shine? No one but God, 'tis true.
Oh, who can make a butter - fly?
Oh, who can make the wind blow?

6. a mountain
7. a rainbow
8. food grow
9. the walls crash
10. fire fall
11. Goliath fall
12. fill the oil jars
13. make me better

Note: Picture cards can be made to illustrate most of these stanzas.

X

Y

7

You are might - y. — You are
 ho - ly. — You are might - y. —
 Bb2

10

wor - thy. — wor - thy — of praise.
 You are wor - thy. — wor - thy — of
 Gm7 C

I will fol - low;— I will
 praise. I will fol - low;—

F

lis - ten;— I will love— You—
 I will lis - ten;— I will ...

Bb2 Gm7

19

DISC 2
66

all of my days.

love— You— all of my days. You are I will

GIRLS f

GUYSS f

C F C F

Lord of— lords,— You are King of— kings,— You are
sing— to— and wor - ship— the

Bb2(#4) Bb2 C Csus

might - y — God, — Lord of ev - 'ry - thing. You're Em -
 King — who — is wor - thy. And I will

Am D Dm7 E2 A

man - u - el, — You're the Great I — AM, — You're the
 love — and — a - dore — Him, — and I will

Bb2(#4) Bb2 C Csus

Prince of — Peace — who — is — the — Lamb. You're the
 bow — down — be - fore — Him. And I will

Am D Dm7 E2 A

30

Liv - ing - God, — You're my sav - ing - grace. You will
sing — to — and wor - ship — the

Bb2(#4) Bb2 C Csus

32

reign for - ev - er, You are An - cient - of Days. You are
King — who — is wor - thy. And I will

Am D Dm7 F2 A

34

Al - pha, O - me - ga, Be - gin - ning - and - End. You're my
love — and — a - dore — Him, — and I will

Bb2(#4) Bb2 C Csus

Sav - ior, Mes - si - ah, Re - deem - er — and - Friend. You're my
 bow — down — be - fore — Him. You're my

Am D Dm7 Gsus G

Prince of — Peace, and I will live my — life for You.
 Prince of — Peace, and I will live my — life for You.

Bb2 C F

DISC 2
67

You are
GUYS mf

E Bb Csus C

44 *GIRLS mf*

ho - ly. — You are ho - ly. — You are might - y. — You are

F Bb2

47

might - y. — You are wor - thy, — wor - thy — of

Gm7

50

praise. wor - thy — of praise. I will fol - low; — I will

C F

fol - low;— I will lis - ten;— I will I will

Bb2

DISC2
68

love— You— I will love— You— all of my days. all of my

Gm7

C

F

C

F

days. You are Lord of— lords,— You are
I will sing— to— and

Bb2(#4)

Bb2

(2nd time: play softer)

61

King of kings, You are might - y God, Lord of
wor - ship the King who is

C Csus Am D Dm7

63

ev - 'ry - thing. You're Em - man - u - el, You're the
wor - thy. And I will love and a -

F2 A Bb2(#4) Bb2

65

Great I AM, You're the Prince of Peace who
dore Him, and I will bow down be -

C Csus Am D Dm7

You Are My All in All

Words and Music by
DENNIS JERNIGA

With sincerity ♩ = 100

mp

You are my

Chords: F, C/E, Bb/D, F

The first system of music features a vocal line in the upper staff and piano accompaniment in the lower two staves. The key signature has one flat (Bb) and the time signature is 4/4. The tempo is marked 'With sincerity ♩ = 100'. The dynamics are marked 'mp' (mezzo-piano). The lyrics 'You are my' are written under the vocal line.

4

strength when I am weak. You are the treas - ure that I

Chords: C, Csus4/2, C, Dm, F2/A

The second system continues the piece. The vocal line includes the lyrics 'strength when I am weak. You are the treas - ure that I'. The piano accompaniment continues with chords C, Csus4/2, C, Dm, and F2/A.

7

seek. You are my all in all.

Chords: Bb, F/C, C, F

The third system concludes the piece. The vocal line includes the lyrics 'seek. You are my all in all.'. The piano accompaniment continues with chords Bb, F/C, C, and F.

10

Seek-ing You as a pre - cious

C F C Csus $\frac{4}{2}$ C

13

jewel. Lord. to give up I'd be a fool. You are my

Dm F $\frac{2}{A}$ B \flat

16

all in all.

F $\frac{2}{C}$ C B \flat $\frac{2}{F}$ F $\frac{2}{2}$ B \flat $\frac{2}{C}$ C

9

Je sus, Lamb of

F C Dm

22

God, wor - thy is Your

F A Bb F C C

25

1. name. name.

2.

F C Bb F C

2nd time: Alternate parts

1st time: MEN

29

Tak-ing my sin, my cross, my shame, ris - ing a -

1st time: LADIES

Je sus, Lamb of

F C Csus 4/2 C Dm

32

gain. I bless Your name. You are my all in
 God. wor - thy is Your
 F² A B \flat F C C

35

all. When I fall
 name. Je

F C C^{sus} D C E C F

38

down, You pick me up; when I am dry, You fill my cup. You are my
 sus, Lamb of God, wor - thy
 C C^{sus} C Dm F² A B \flat

all in all.

is Your name.

1. *2.*

F *C* *Bb* *F* *F* *Bb* *C* *F* *F* *Eb* *Db*

f

Je sus, Lamb of

Gb *Db* *Ebm*

God, wor thy is Your

Gb *Cb* *Gb* *Db*

name. Je

Gb *Db* *Db* *Db* *Db* *Db* *Gb*

Eb *F* *Eb*

55

sus. Lamb of God, wor - thy

D₇ Ebm G^b₂ B^b C^b

59

is Your name.

G^b₂ D₇ D^b C^b G^b G^b D D F[#]

62

ff Je sus. Lamb of

G D D F[#] Em D

65

God. wor - thy is Your

G B G^{sus} A G B C C E G D

68

name.

Je

.

G G D G B

71

sus,

Lamb

of

God,

D D# F# Em D# G/B Gsus A G

74

wor - thy is Your name,

C F# C# D D G D G

78

rit.

wor - thy is Your name.

C Am7 G# D D C G

YOU ARE MY HIDING PLACE

Psalm 31:19, 20

Michael Ledner

A Am Dm7 G G/B

You are my hid - ing place, You al - ways

Csus C G/B F/A Dm Esus

fill my heart with songs of de - liv - er - ance, when - ev - er I am a -

E **B** Am Dm7 G G/B

fraid I will trust in You, I will trust in You,

C G/B F/A Dm 1. Esus

let the weak say, "I am strong in the strength of the

E 2. Esus E Am

Lord." strength of the Lord, I will trust in You."

The musical score is written for guitar and voice. It consists of five systems of music. Each system has a vocal line and a guitar accompaniment line. The key signature has one sharp (F#), and the time signature is 4/4. The score includes chord diagrams and lyrics. Section A is marked with a box 'A' and contains the first two systems. Section B is marked with a box 'B' and contains the last three systems. The lyrics are: 'You are my hiding place, You always fill my heart with songs of deliverance, whenever I am afraid I will trust in You, I will trust in You, let the weak say, "I am strong in the strength of the Lord." strength of the Lord, I will trust in You.'

To sing as a round, 2nd group starts at **B**.Copyright © 1981 and this arr. ©1986 Maranatha! Music
All Rights Reserved. International Copyright Secured.

CCLI #682582

Your Life Will Change

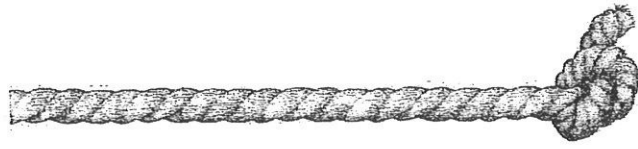
Vocals

Piano

page to your heart, God's Word is where you are. Read it now and your life

change. It's ex - cit - ing, sur - pris - ing each and ev - ery day.

Fun
in a ro-



1. G A Bm7 D/F# G A

now and your life will change. Woh-oh-oh, read it now and your life will

15 16 17

O A C# E B F# G A

2. D G A G A D

change. From the now and your life will change.

18 19 20

D

D

God's Word

21 22 23 24

D

G A D D A

will sur-prise you. God's Word will a-maze you.

25 26 27

A

Your Life Will Change *(continued)*

God's Word _____ will surprise you. Read it now and you

Handwritten chords: D, G, A, D, G, A

Measure numbers: 28, 29, 30

life will change. Oh, how your life will _____ change. (Part 1) From ~~the~~
(Part 2)

Handwritten chords: Bm7, D/F#, G, A, D

Measure numbers: 31, 32, 33

Part 1
page to your heart, God's Word is where you are. Read

Part 2
God's Word _____ will sur - prise you.

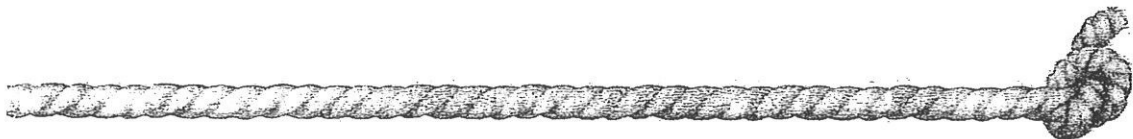
Handwritten chords: F#, G

Measure numbers: 34, 35

now and your life will _____ change. It's ex - cit - ing, sur - pris -

God's Word _____ will a - maze you. God's Word _____

Measure numbers: 36, 37, 38



G A D G A Bm7 D/F#

each and ev - ery day. Read it now and your life will change. Woh-oh-oh, read it

will sur-prise you. Read it now and your life will change.

39 40 41

G A D G A B F#

1. G A D G A 2. G A

now and your life will change. From the now and your life will

Oh, how your life will change. Oh, how your life will

42 43 44

D

change.

change.

45 46 47 48

Your Word is Like a Garden, Lord

VBS 2018 (To the Tune of Amazing Grace)

F C Dm Bb F

1. Your Word is like a garden, Lord, with
 2. O may I love your precious Word, may

5 F C F

flow - ers bright and fair; and
 I ex - plore the mine, may

9 F Bb F

ev - ery - one who seeks may pluck a
 I its fra - grant flow - ers glean, may

13 Dm F C F

love - ly clus - ter there.
 light up - on me shine.

You're Worthy of My Praise

Words and Music by
DAVID RUIS

With praise

G (I will wor - ship) (I will bow down,) with

1. I will wor - ship
2. I will bow down,

F/G (with all of my heart;) (hail You as King;)

all hail of You my as heart; King;

C/G (I will praise You) (I will serve You,) give with

I will praise You, give with
I will serve You,

G (with all my strength.) (give You ev - 'ry thing.) C/G D/G

all of my strength.
ev - 'ry thing.

G (I will seek You) (I will seek lift up) my

I will seek lift up. my

F/G (my (all eyes of my days,) (my eyes to Your throne;) and

all eyes of my days, and

C/G (and I will fol trust low,) (I will fol trust You,) I will I will

I will fol trust low, I will

G (I'll (all trust Your ways.) (I'll all trust You a lone.) C/G D/G

all trust of Your ways. lone.

G D I will give You all my wor - ship,

I will give You all my wor - ship,

C Am D7

I will give— You all my praise—

G D

You a - lone— I long to wor - ship,

C Am D7 G

You a - lone— are wor - thy of— my— praise—

Chords Used in This Song

G	F/G	C/G	D/G	D	C	Am	D7

Z

Zacchaeus

34

G D7 G D7 G D7 Traditional

① Zac - chae - us was a wee lit - tle man, ② A wee lit - tle man was

G G D7 G D7 G

he. ③ He climbed up in a syc - a - more tree, ④ For the Lord he

G G D7 G D7

want - ed to see. ⑤ And as the Sav - ior passed that way, He

G D7 G

looked up in the tree; ⑥ *Spoken:* "Zacchaeus, you come down! For I'm go - ing to your ⑦

D7 G G D7 G

house to - day, For I'm go - ing to your house to - day."

Motions:

1. Hands in front, right palm raised above left palm.
2. Move palms closer together.
3. Alternate hands in climbing motion.

4. Shade eyes with right hand and look down.
5. Shade eyes with right hand and look up.
6. Look up, gesture to Zacchaeus to come down.
7. Clap hands on accented beats.

